

LOCAL NEIGHBORHOODSTAT REPORT

2021



ABOUT NEIGHBORHOODSTAT

REIMAGINING PUBLIC SAFETY BY FOSTERING CIVIC PARTICIPATION

NeighborhoodStat (Nstat) is a community-centered problem solving process grounded in the belief that public safety cannot exist without the public.

We believe that all neighborhoods are healthy, vibrant communities that have the expertise to set their own priorities and that the government should be supportive, responsive, and accountable to those priorities.



BOULEVARD



INGERSOLL



SAINT NICHOLAS



BROWNSVILLE



PATTERSON



STAPLETON



BUSHWICK



POLO GROUNDS



TOMPKINS



BUTLER



QUEENSBRIDGE



VAN DYKE



CASTLE HILL



RED HOOK



WAGNER

WHO WE ARE

NeighborhoodStat is an initiative of the Mayor's Office of Neighborhood Safety (ONS). The Neighborhood Safety Initiative (NSI) is ONS' primary implementation partner.

Since 2014, we work in partnership with neighborhood residents, city agencies, and community-based partners in 15 NYCHA neighborhoods that have faced historic disinvestment and, as a result, persistent crime.

In 2019, MAP and the Office to Prevent Gun Violence combined efforts under the Office of Neighborhood Safety (ONS), centering community expertise to strengthen safety, healing and well-being.



MAP WAS A PILOT



ONS IS HERE TO STAY



PARTNERS

CAMBA, Center for Community Alternatives, Center for Court Innovation, The Children's Aid Society, Dept of Health & Mental Hygiene, NYC Health + Hospitals, Dept of Parks & Recreation, Dept of Sanitation, Dept of Youth & Community Development, Dept Of Probation, Dept for the Aging, ENDGBV, FDNY, ACS, Directions for Our Youth, RISE, East Side House Settlement, Exodus Transitional Community, STRIVE, Good Shepherd Services, Grand Street Settlement, Green City Force, Harlem Children's Zone, Human Resources Administration, CCRB, Manhattan District Attorney Office, Institute for Mediation and Conflict Resolution, Jacob Riis Settlement, Floating Hospital, Kips Bay Boys & Girls Club, Liberation Health Strategies, Living Redemption Youth Opportunity Hub, Madison Square Boys & Girls Club, Los Sures/Southside United, Myrtle Partnership, NYCHA Health Initiatives, NYCHA Property Management, Tenant Association Leaders, NYPD, NYCHA Office of Resident Economic Empowerment & Sustainability, NY Peace Institute, NY Psychotherapy and Counseling Center, Osborne Association, Police Athletic League, Riseboro Community Partnership, Safe Horizon, SCAN-Harbor, Sheltering Arms, Staten Island JCC Gerard Carter Center, Street Corner Resources, United Activities Unlimited, University Settlement, When Love Works Dynamically, Young Men's Initiative, Urban Upbound, Animal Care Center, US Tennis Association, Elmcot, We All Really Matter, Metroplus, DOHMH Heat Team, Grownyc, Friends of the children, AAFE, NYIC, Inner Green City, Alliance for positive change, Faith in New York, Good call, OPHC, DOE, DCA, Ryan Health, Teens Under Construction, Secret society dance academy, Art in the Park, Melvin Goodard, MBPO, True 2 Life, MEOC, Man Up, Operation Hood, CCD, Jobs Plus, City Experiences, Cuny Fatherhood, BIVO, Elite Learners, Wick Against Violence, Brooklyn Public Library, Brooklyn DA Public Engagement Office, Manhattan DA Public Engagement Office, Blue Bus Project, Ms. K Double Dutch, Tati Dance Group, Kids Breaking League

WHAT WE DO



PROGRAMMING



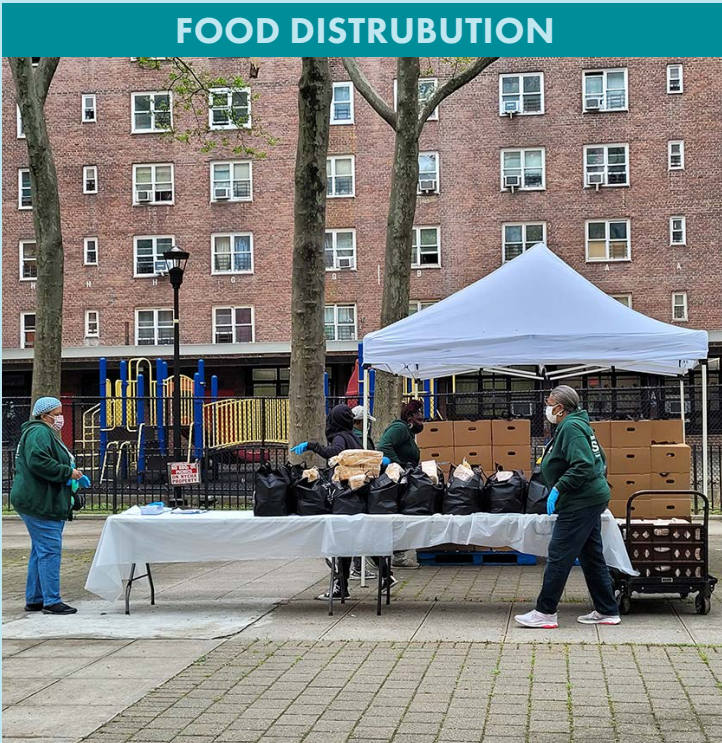
PLACEMAKING

A space is just
a space until
we turn it into
a place.

Kareem Whyte,
Boulevard MAP Engagement Coordinator

Take initiative,
don't accept
what's given
to you.

Participant from Brownsville/Van Dyke
Houses focus Group. October 2018.



FOOD DISTRIBUTION



PLACEKEEPING

HERE'S HOW OUR MODEL WORKS:

Our process is broken into three major components **Central NStat**, **Local NeighborhoodStat**, and **Action Plans**. NSI and ONS collaborate with residents on each component.

48
strategies to
re-imagine safety

180 +
working
groups
participants

300 +
summit
participants

9,200 +
ballots collected
from NYCHA
residents

\$1.3
MILLION
invested in
community
projects

45+
community projects
to date

310+
NSTAT team
members

WORKING GROUPS
Residents and agency
staff work collaboratively
to develop policy
priorities & actions.

ACTION AGENDA
Strategic roadmap
to prioritize
residents' voices.

BALLOTS
Local NSTAT Resident
team selected 5
projects from the
Action Agenda.

VOTING PERIOD
The wider community
was engaged to decide
a community project
using a participatory
budgeting framework.

CO-DESIGN PROCESS
Each Engagement
Coordinator facilitates
conversation to co-decision
and foster community
decision making.

IMPLEMENTATION
The team implements a
project that elevates
community voices.



CENTRAL NSTAT

Resident leaders and policy
makers come together to learn
and discuss how residents'
priorities can influence policy.



LOCAL NSTAT

We hosted interactive events at each
MAP development for residents to decide
how to invest \$30K in a community
project that re-imagines safety.



NSTAT ACTION PLANS

Residents teams transform
priorities into a community project
that re-imagines safety!

COMMUNITY SOLUTIONS INSPIRE POLICY CHANGE

OUR IMPACT

OUR PROCESS

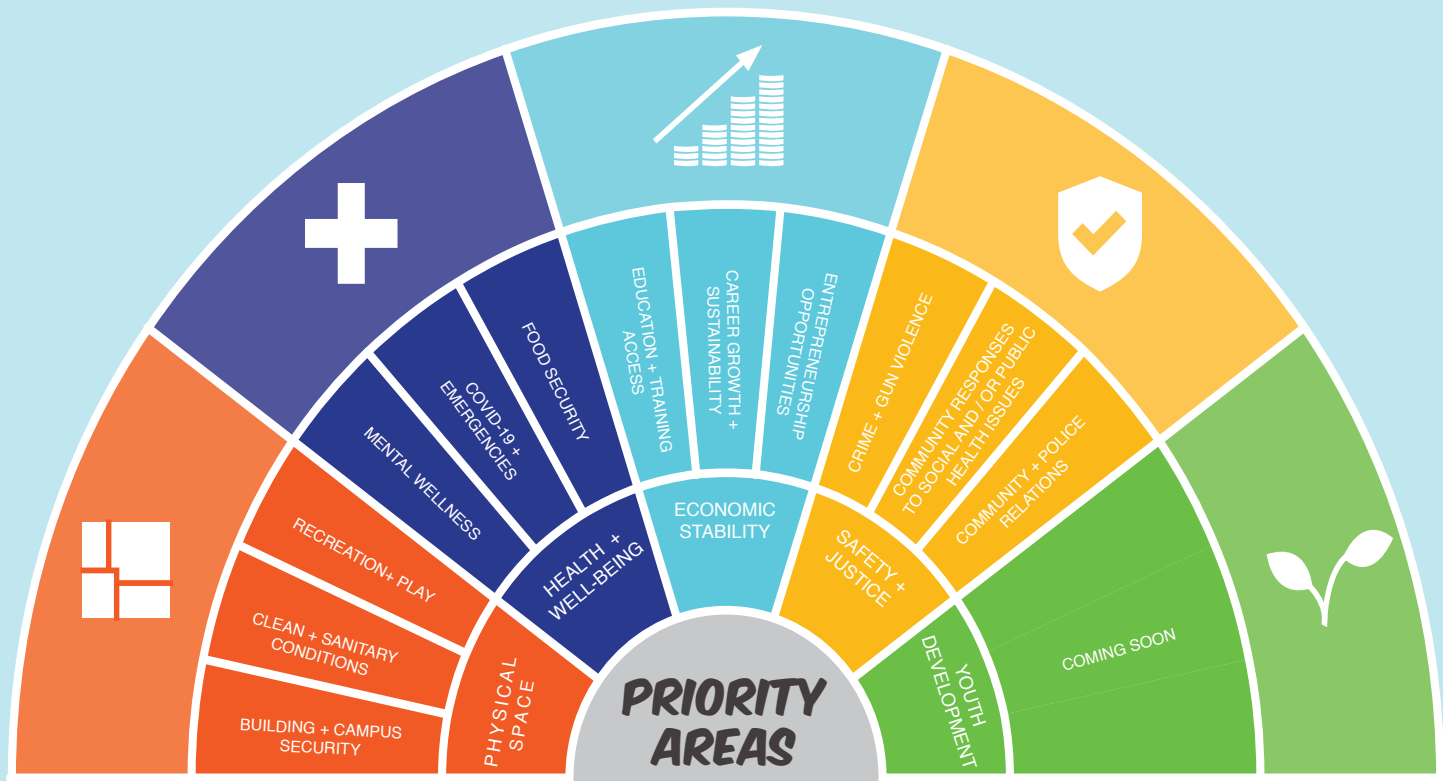
OUR PROJECTS

CENTRAL NEIGHBORHOODSTAT

Central NStat is the process we use to set our action agenda and priorities for policy change.

For 2021’s Central NStat process, we hosted over 300 city-wide NYCHA residents and partners for a digital NeighborhoodStat Summit to learn how resident priorities can influence policy.

From February to May, we met with NYCHA residents and partners in working groups on health & well-being, safety & justice, economic stability, physical space, and youth development, which includes the Youth Leadership Council, to create a shared action agenda for public safety and well-being at ONS neighborhoods.



LOCAL NEIGHBORHOODSTAT

Local NeighborhoodStat is the participatory process we use to engage more residents in identifying priorities for their neighborhood.

This year, each NeighborhoodStat team selected five projects from the Action Agenda for a ballot that invited residents to decide how to spend \$30k on a project to improve safety & well-being. Each NeighborhoodStat team selected five projects from the Action Agenda for their ballot.

Local NeighborhoodStat was launched in each neighborhood with an engaging event that connected residents to their NStat team, the ballot and voting process, and a range of resources and opportunities.

TELL US HOW YOU WANT TO SPEND \$30K AT CASTLE HILL HOUSES:

HOW TO PARTICIPATE

1. CHECK THE BOX OF YOUR SELECTION AND RETURN THIS BALLOT TO THE FOLLOWING LOCATIONS:

- Kips Bay Boys & Girls Club @ 625 Castle Hill Ave
- TA Office @ 575 Castle Hill Ave
- Management office @ 645 CASTLE HILL AVE

2. THE WINNER WILL BE ANNOUNCED IN AUGUST/SEPTEMBER 2021.

* Please note in order to qualify you must reside at Castle Hill Houses and ONLY one selection per person will be counted.

☐ YES I WANT UPDATES ABOUT NEIGHBORHOODSTAT!

Contact Email: _____

Contact Phone: _____

WANT TO JOIN THE TEAM OR FIND OUT MORE?

CONTACT Luis: (647)691-1977 or rosal@courtinnovation.org

YOU DECIDE HOW TO SPEND \$30K!

Do More than Dream

Neighborhood STAT NYC Office of Neighborhood Safety Neighborhood Safety Initiatives

QUESTIONS? Contact Luis at (647)691-1977 or rosal@courtinnovation.org

INFLUENCING POLICY

In January 2021, over 300 NYCHA residents and partners came together for a virtual launch event to learn how residents priorities can influence policy.

From February to May, about 300 residents and partners met every 2 weeks in working groups around health and well-being, safety and justice, economic stability, physical space, and youth development to create a shared action agenda for public safety and well-being at ONS neighborhoods. We came up with 48 strategies. Our West teams selected 5 projects that best resonated with Castle Hill priorities. Use this ballot to choose one of these projects to decide how \$30K should be spent!

PHYSICAL SPACE

- Reduce door breakage and improve the door repair process
- Develop rapid response to unsafe conditions like exposure and low lighting
- Clean common spaces led by active residents with better NYCHA Infrastructure & service
- Create quality open and recreation facilities and programming for all residents

ECONOMIC STABILITY

- Increase residents' access, awareness and participation in education + employment opportunities, trainings and programs
- Connect education + job training to long-term careers
- Connect residents, building their own businesses to resources to help them be successful

HEALTH + WELL-BEING

- Take proactive measures to destigmatize mental health
- Increase access to and training around culturally competent "mental wellness" information and services
- Increase accessible access to supportive services, peer support, training and recreation
- Increase access to fresh, nutritious, and affordable food for residents
- Support the creation, sustainability and access of local food distribution systems/networks to ensure day-to-day availability and during emergency relief

SAFETY + JUSTICE

- Reduce gun violence
- Increase awareness and accountability about resources/services available to re-entry for individuals and their families
- Increase the capacity of community based support services that respond to and address the specific needs of populations that may be vulnerable to the criminal justice system
- Courteous, professional and respectful interactions between law enforcement and community

YOUTH DEVELOPMENT

- Increase access to and training around culturally competent "mental wellness" information and services
- Increase accessible access to supportive services, peer support, training and recreation
- Increase access to fresh, nutritious, and affordable food for residents
- Support the creation, sustainability and access of local food distribution systems/networks to ensure day-to-day availability and during emergency relief

*** PLEASE FILL OUT ALL MANDATORY FIELDS. YOU MUST RESIDE IN CASTLE HILL. ***

Date _____ Name _____ Age _____ Gender _____

Address _____

CHECK ONLY 1 OPTION.

C1. PHYSICAL SPACE | Love Where You Live Campaign!

If selected, this project will seek to improve environmental conditions of common spaces through ownership led by building and floor reps, community clean-up & planting days, training, signage, and supplies, advocacy through neighbor-to-neighbor meetings, and projects that highlight unique community features and promote pride.

C2. ECONOMIC STABILITY | Education & Job Training

This project aims to connect education and job training to long-term, stable careers through virtual college tours, youth mentorship, career coaching, subsidized apprenticeship programs, and events offering leading opportunities for education & entrepreneurial startups.

C3. HEALTH + WELL-BEING | Holistic Health Services

This project seeks to increase access to culturally competent wellness and healing through opportunities like resource guides, training for community ambassadors, mental health first aid training that centers racial equity and coping skills, and small group "safe place" meetings to promote trust, sharing, and healing.

C4. SAFETY + JUSTICE | Re-entry Support

This project seeks to increase the support for NYCHA residents and families impacted by incarceration and the criminal justice system. Potential programs may include a family support network, resource guide, training for credible messengers and building staff to recognize signs of trauma and how to offer help, and creative strategies like healing circles, arts workshops, and storytelling.

C5. YOUTH DEVELOPMENT | Youth Designed Projects

This project will co-create programming by youth for youth. Possibilities may include arts & entrepreneurship programs, mentorships that address trauma, healing circles, or peer-mentor support groups. We will train our financial management to healthy relationships and expanded networks to help youth access a wider range of opportunities.

The 2021 WHERE YOU LIVE Campaign builds on the long history of positive community engagement work by Green City New York and NYCHA to engage residents in meaningful ways.



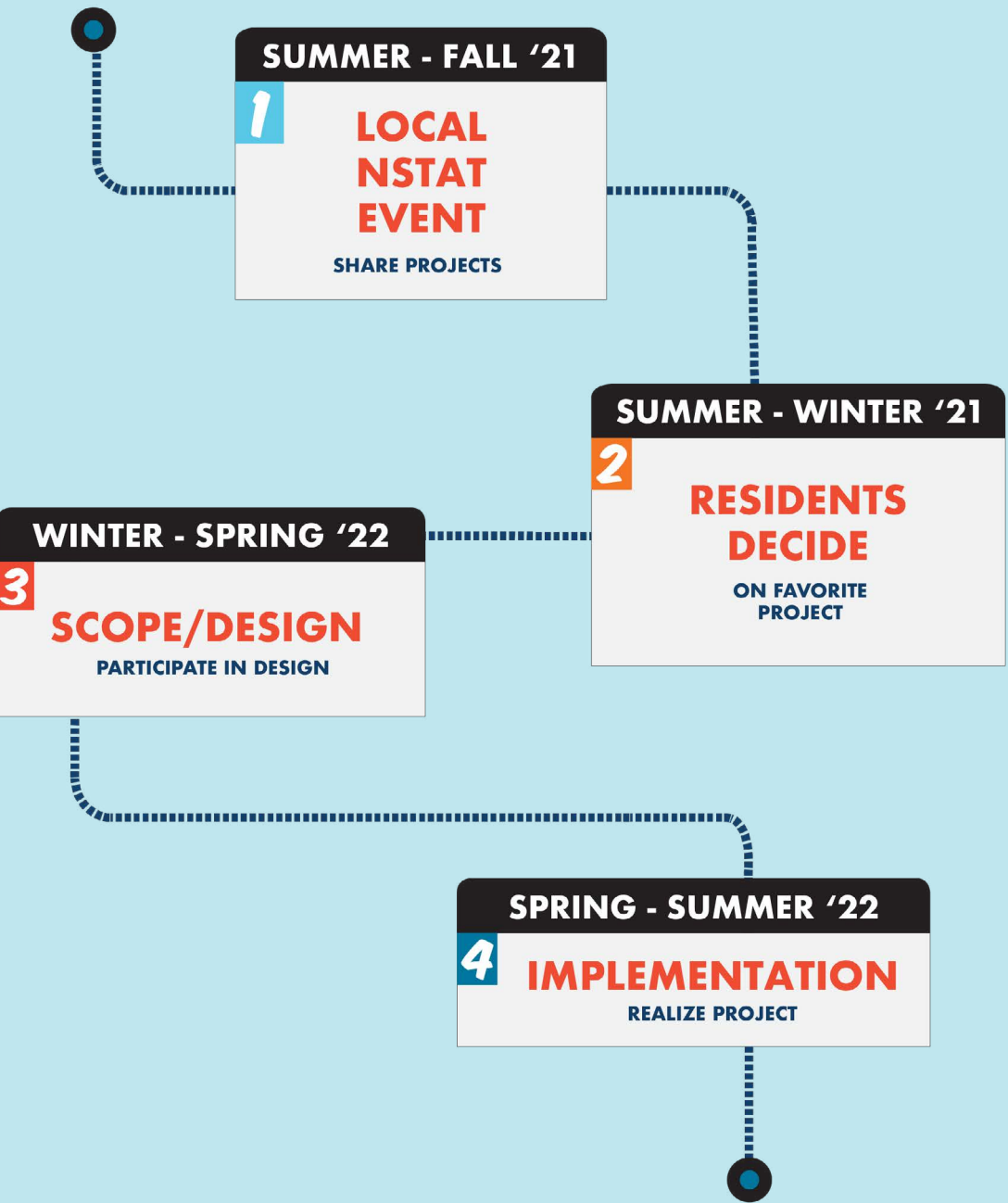
PETITIONS ON DIRECT ACTIONS

Approximately 1500 residents signed petitions across our 15 LocalStat events that addressed issues in their local community. We will be following up with each site to complete the direct action.



ACTION PLANS

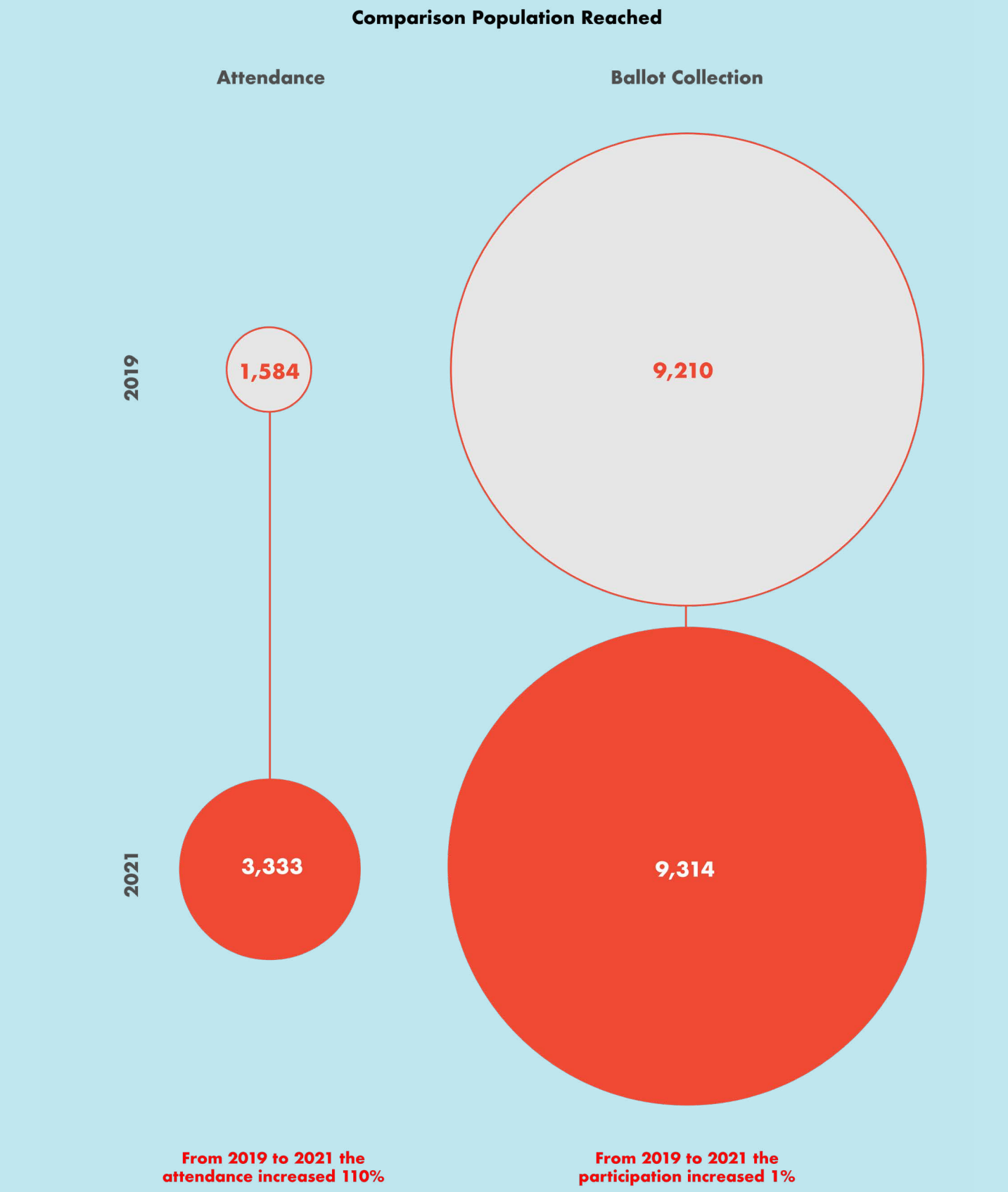
Once the voting process is complete, NStat teams start the design and approval process. NSI has designed a step-by-step toolkit that serves as a road map to guide the participatory design process. Engagement Coordinators facilitate these tools with resident teams to lead them through visioning and design to budgeting, vendor selection, and maintenance plans. Each action plan is specific to each site.



Contribution of NSI

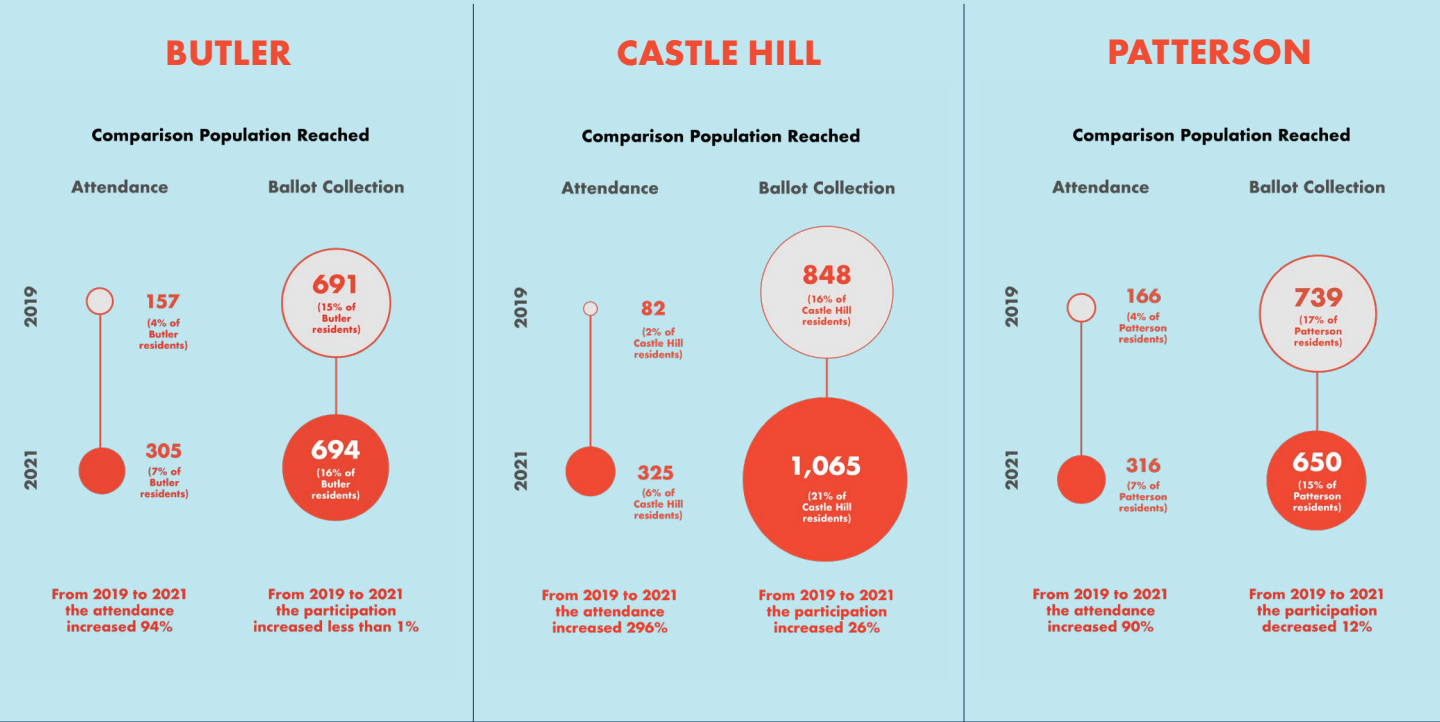
DATA SHARING

All the data collected from Local NStat is shared back to help residents and partners make informed decisions for their action plans and other investment and programming priorities.

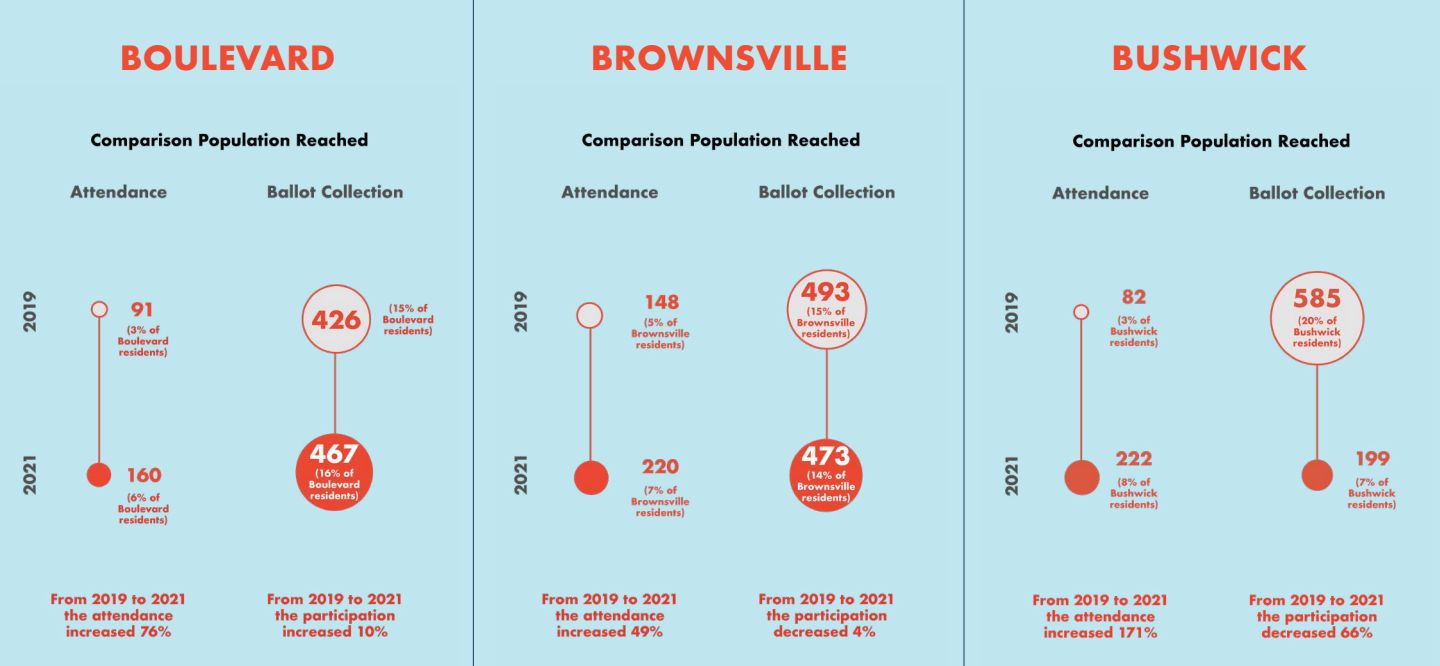


15 SITE COMPARATIVES

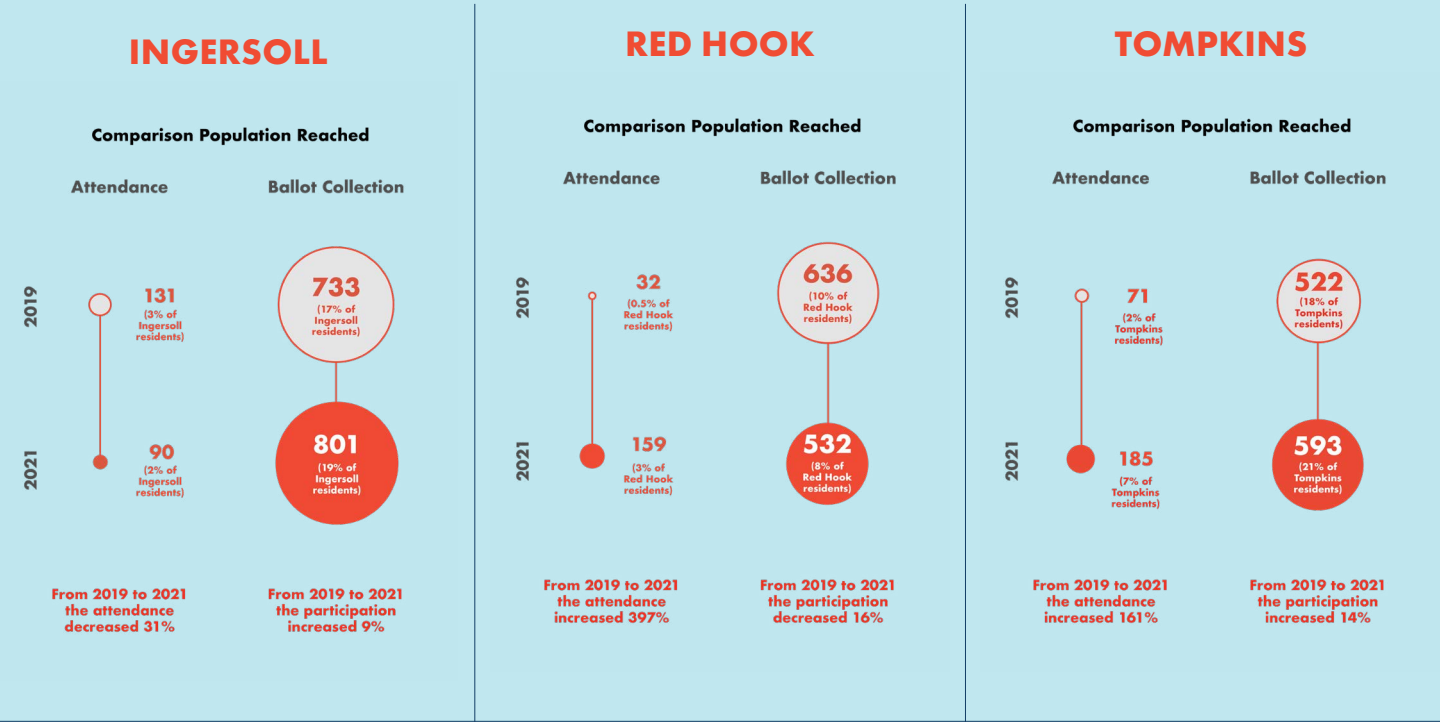
BRONX



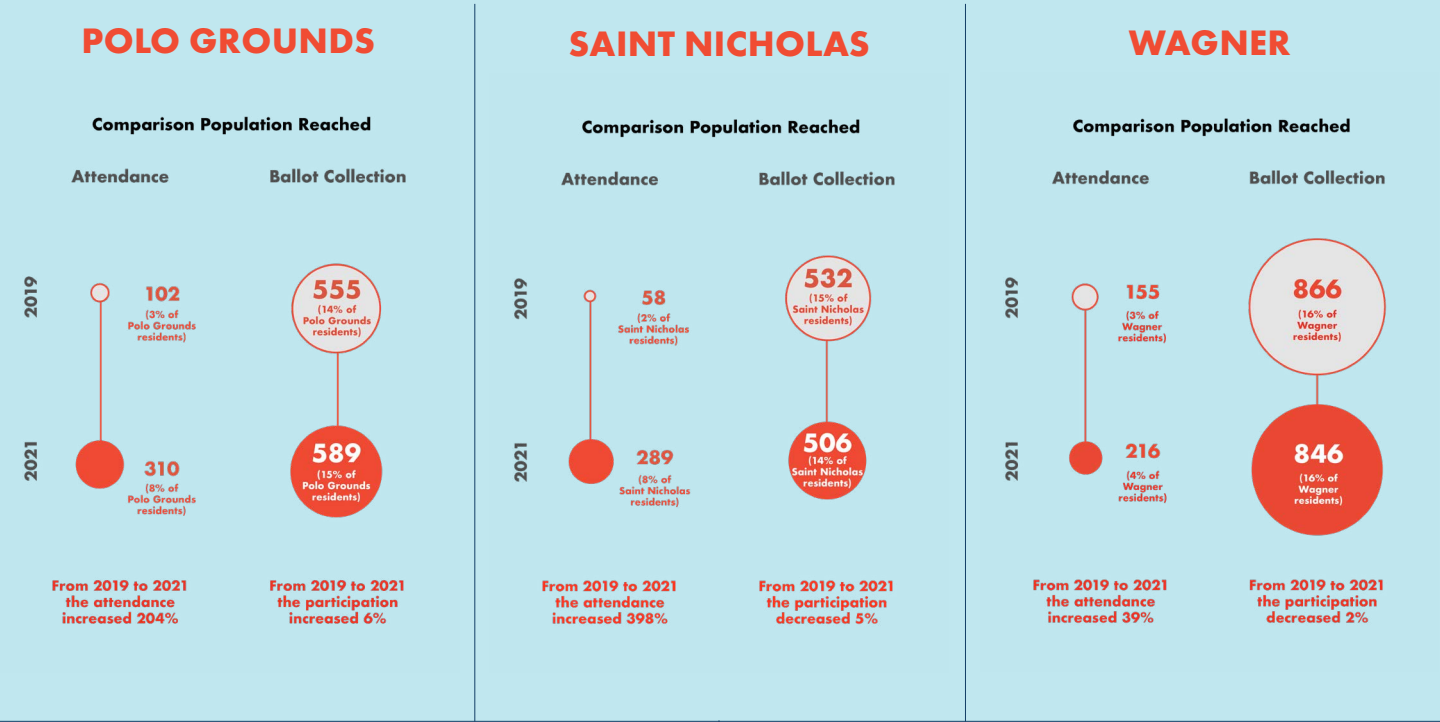
BROOKLYN



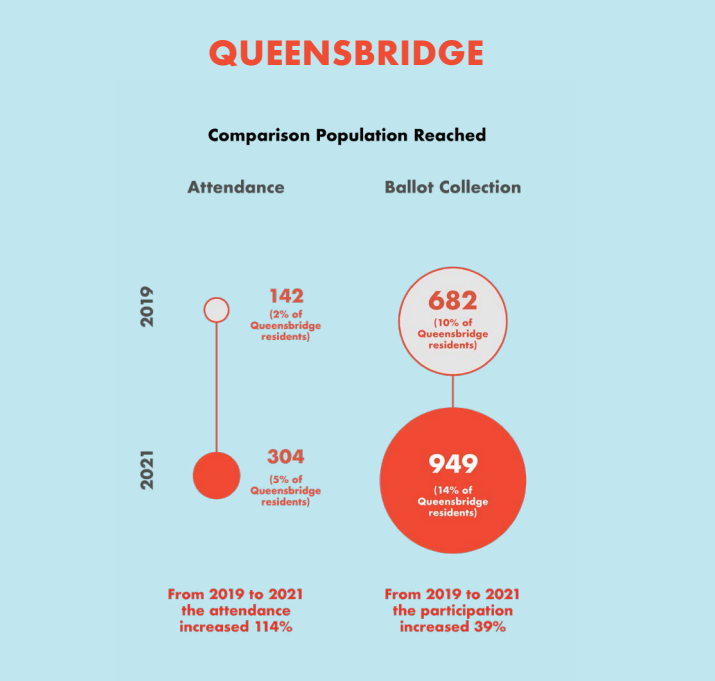
BROOKLYN (CONT'D)



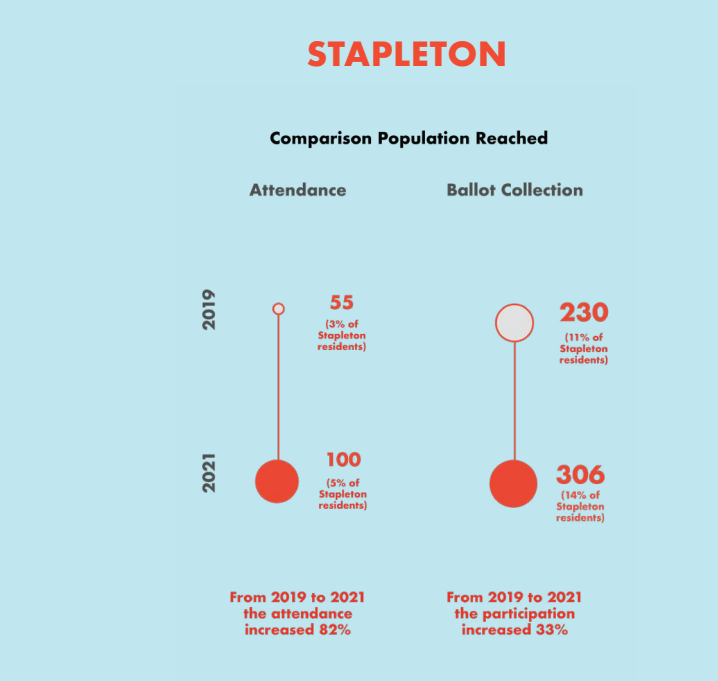
HARLEM



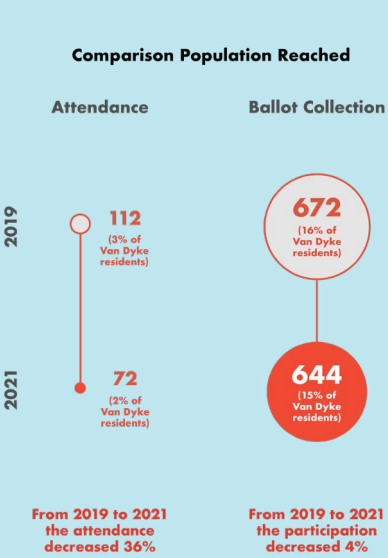
QUEENS



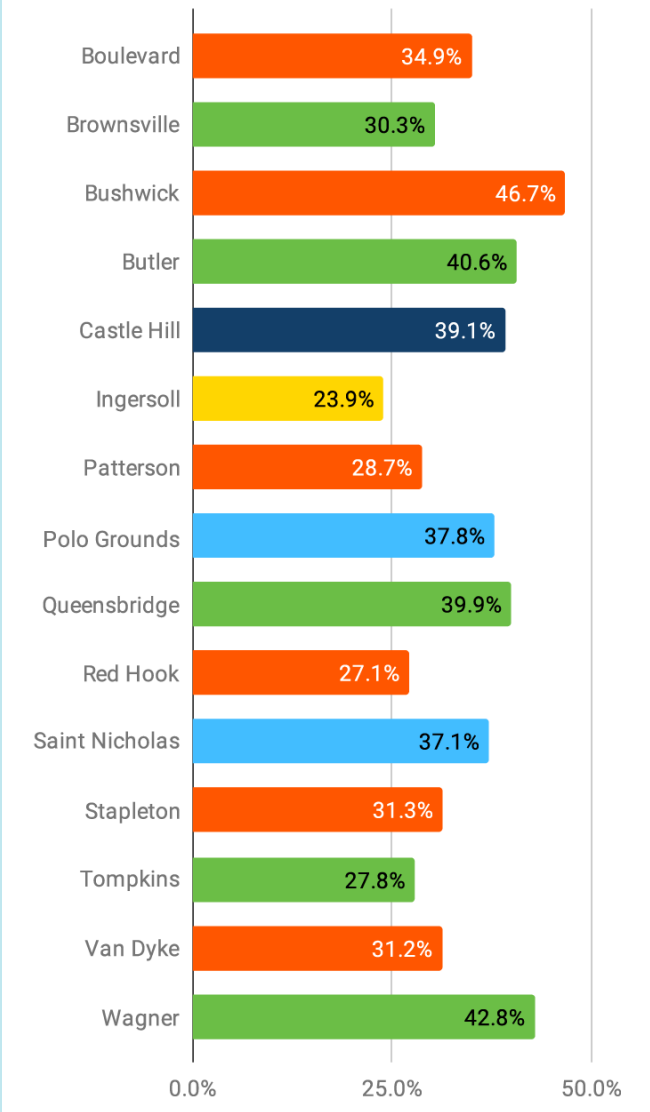
STATEN ISLAND



VAN DYKE

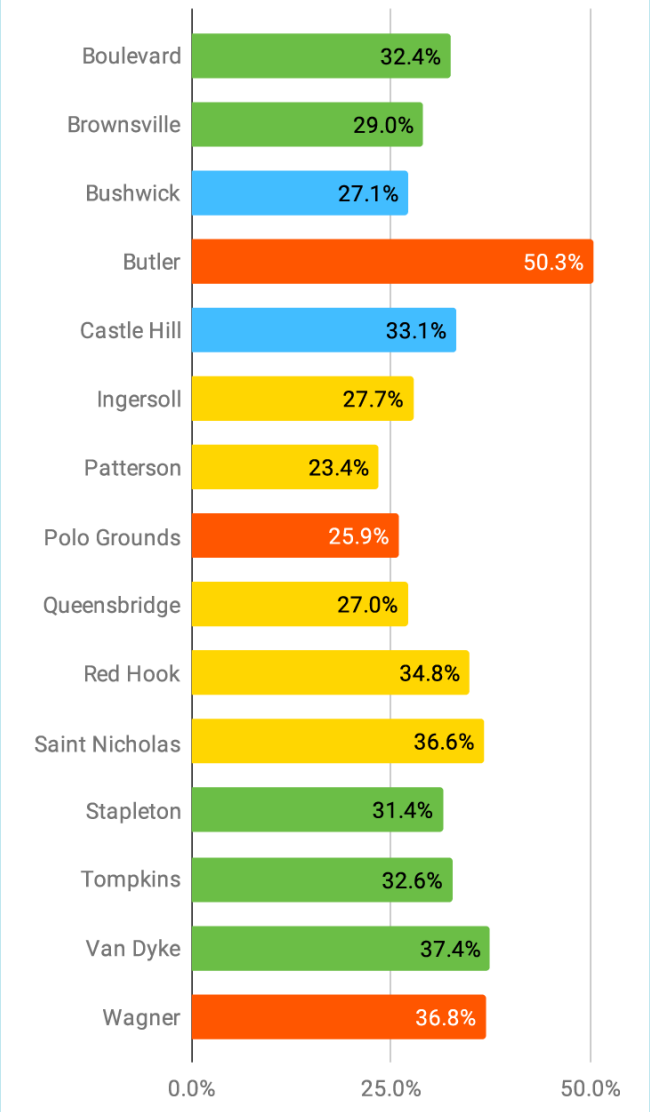


PRIORITIES 2019



- Physical Space
- Youth Development
- Health and Wellbeing
- Safety and Justice
- Programming

PRIORITIES 2021



- Physical Space
- Youth Designed Projects
- Health and Wellbeing
- Safety and Justice
- Economic Stability



THE VOTING BREAKDOWN PER SITE



We Asked Castle Hill Residents How To Invest \$30k

Thank you for coming out and for sharing what safety looks for you!

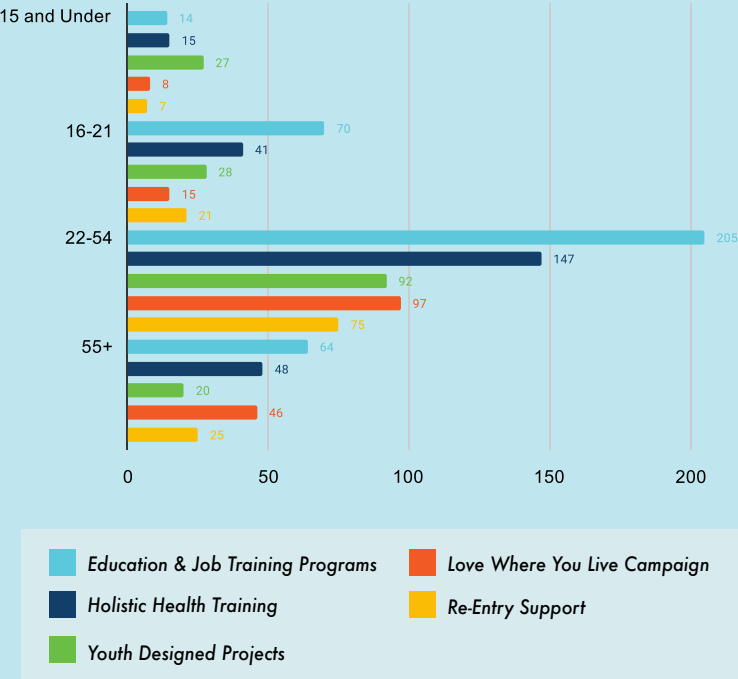
We heard **YOU** want a Job and Education Program

This project aims to connect education and job training to long-term, stable careers through on-site college fairs, youth mentorship, career coaching, subsidized apprenticeship programs, and events offering funding opportunities for education & entrepreneurial start-ups.

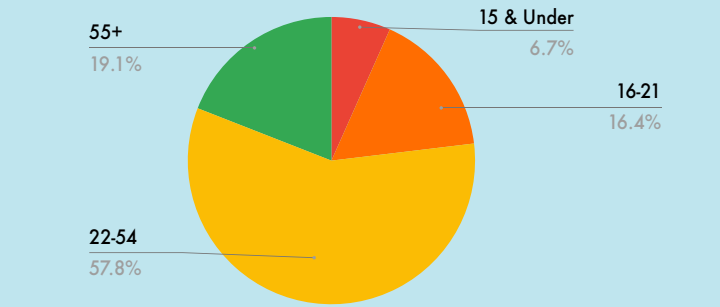


VOTING BREAKDOWN

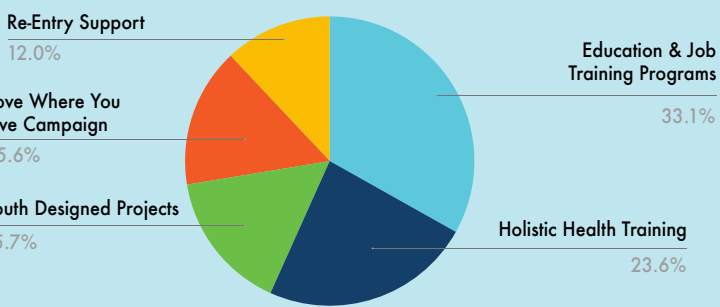
Project Votes By Age Group



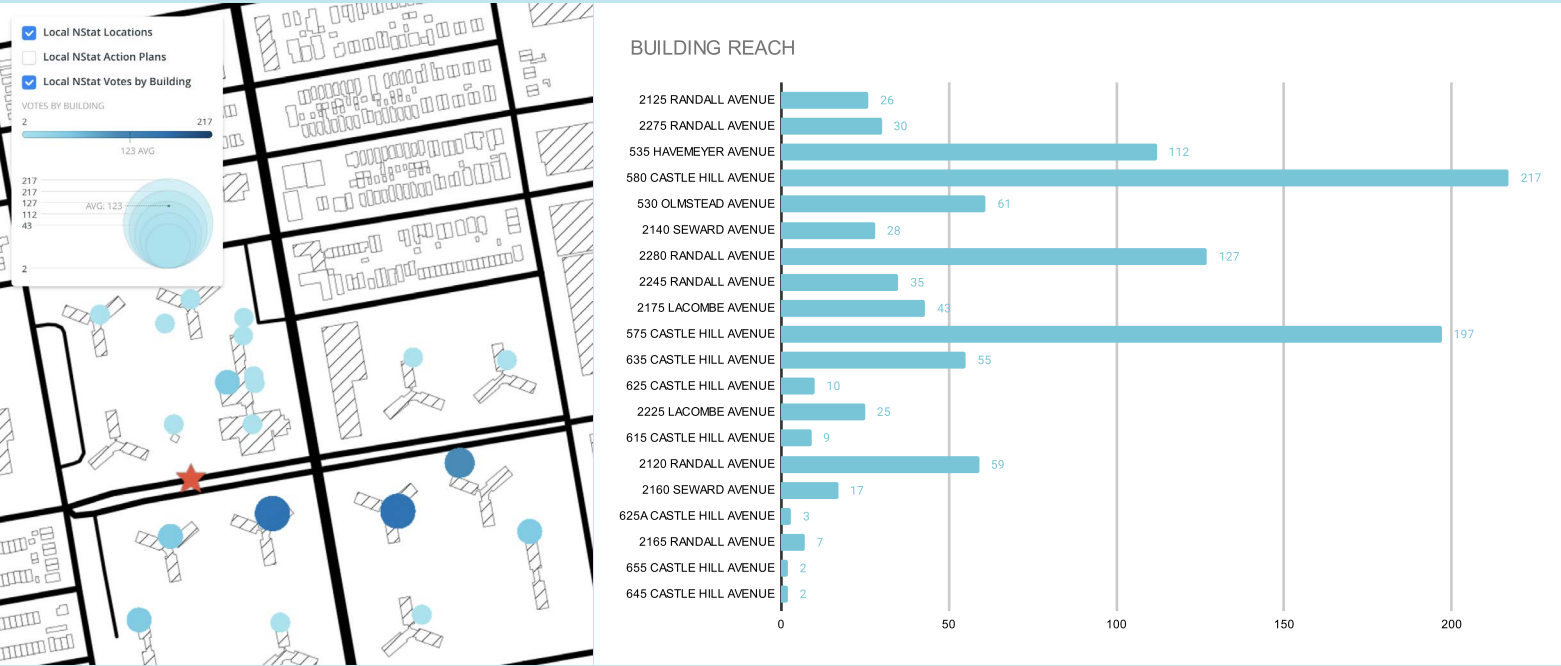
Votes by Age



Votes Per Project

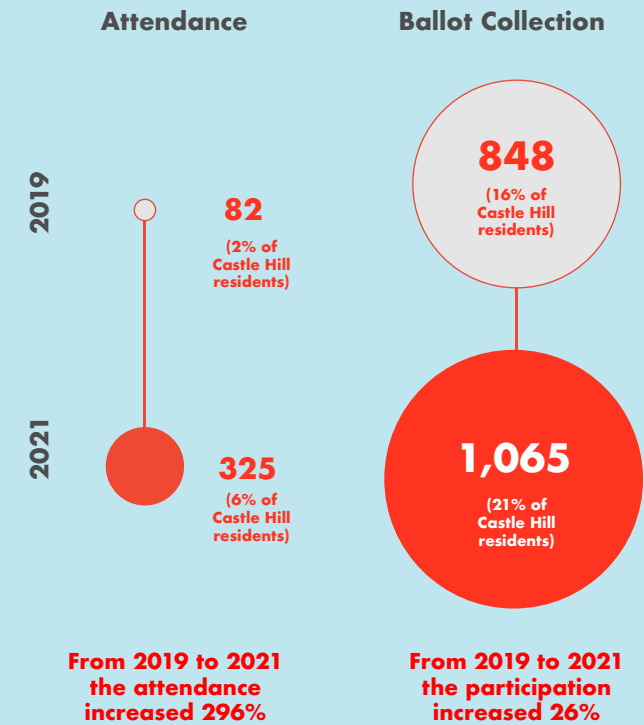


Votes By Building



LOCAL NSTAT ATTENDANCE & BALLOTS COLLECTED

Comparison Population Reached



JOIN THE NSTAT TEAM!

JOIN THE NSTAT TEAM! Connect with your neighbors to improve public safety and the quality of life in Castle Hill Houses.

Contact Luis Rosa:
rosal@courtininnovation.org
(347) 691-1977



We Asked Wagner Residents How To Invest \$30k

Thank you for coming out and for sharing what safety looks for you!

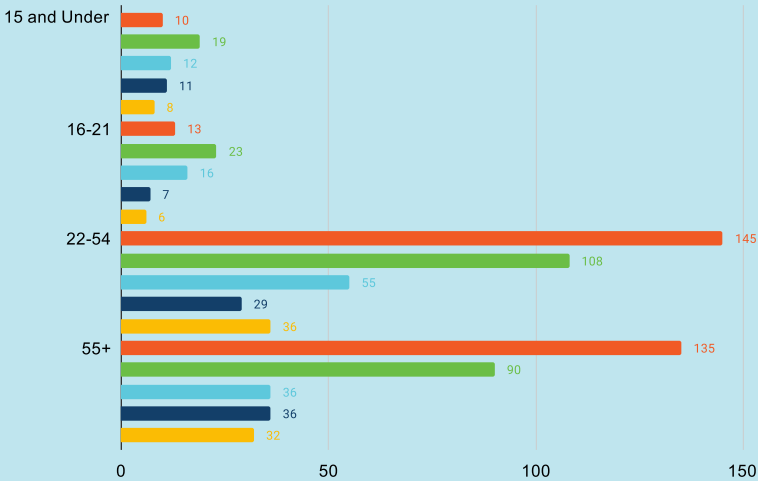
We heard **YOU** want Improvements to Play + Green Spaces

This project is an opportunity to renovate play & green spaces. Spaces will be co-designed with residents by hosting design workshops, identifying priority spaces, and creating stewardship groups. Upgrades could include vibrant murals that reflect the neighborhood, new benches, gardens, signage, skate ramps, fitness equipment, or more.



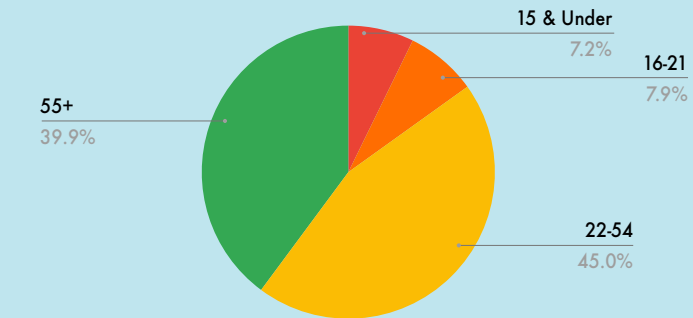
VOTING BREAKDOWN

Project Votes By Age Group

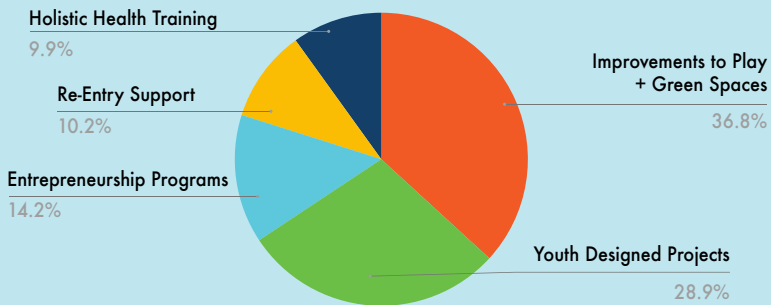


Entrepreneurship Programs
Holistic Health Training
Youth Designed Projects
Improvements to Play + Green Spaces
Re-Entry Support

Votes by Age



Votes Per Project



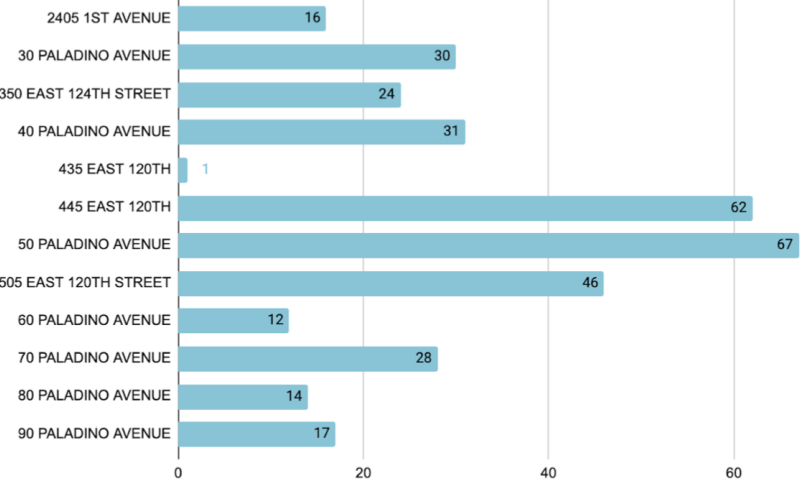
Scan to provide feedback on the winning project!



Votes By Building



BUILDING REACH



LOCAL NSTAT ATTENDANCE & BALLOTS COLLECTED

Comparison Population Reached

Attendance

Ballot Collection

2019
2021

155
(3% of Wagner residents)
216
(4% of Wagner residents)

866
(16% of Wagner residents)
846
(16% of Wagner residents)

From 2019 to 2021 the attendance increased 39%

From 2019 to 2021 the participation decreased 2%

JOIN THE NSTAT TEAM! Connect with your neighbors to improve public safety and the quality of life in Wagner Houses.

Contact Marcus Johnson:
johnsonm@courtinnovation.org
(646) 670-1890



We Asked Stapleton Residents How To Invest \$30k

Thank you for coming out and for sharing what safety looks for you!

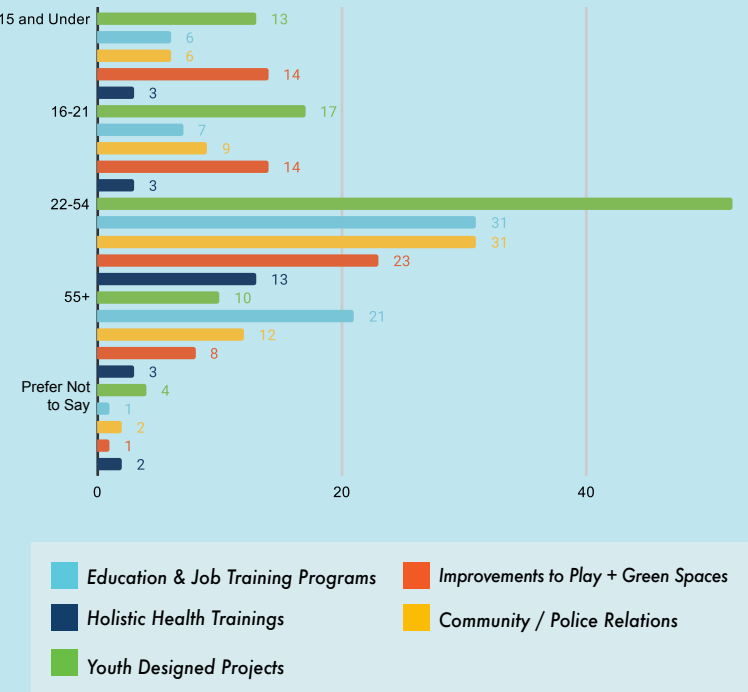
We heard YOU want Youth Designed Projects

This project will co-create programming by youth for youth. Possibilities may include: arts & entrepreneurship programs; mentorships that address trauma, healing circles, peer-to-peer support groups; life skills training from financial management to healthy relationships; and expanded networks to help youth access a wider range of opportunities.

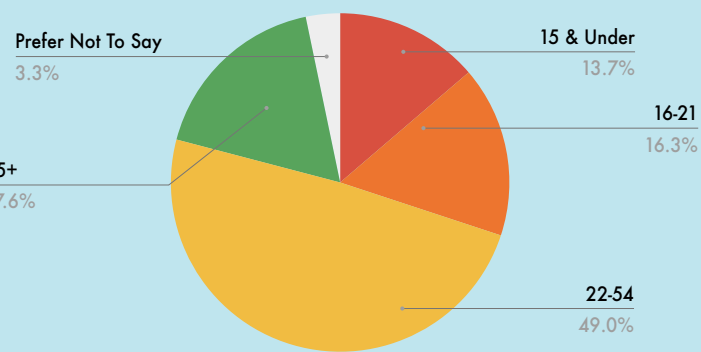


VOTING BREAKDOWN

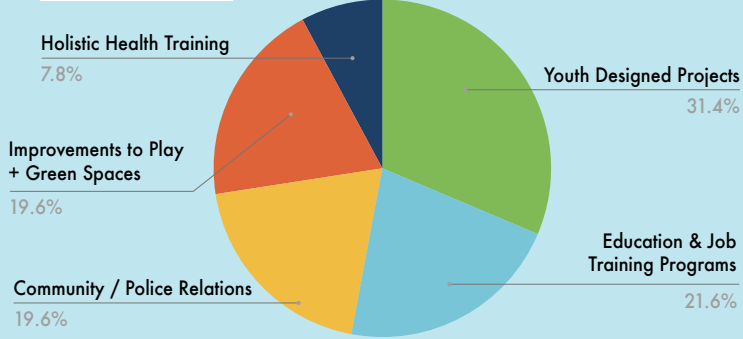
Project Votes By Age Group



Votes by Age



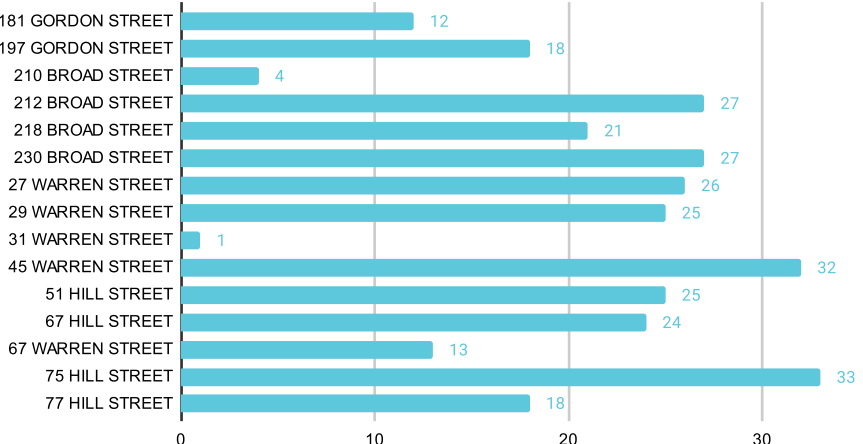
Votes Per Project



Votes By Building




Count of Street address



LOCAL NSTAT ATTENDANCE & BALLOTS COLLECTED

Comparison Population Reached



JOIN THE NSTAT TEAM!

JOIN THE NSTAT TEAM! Connect with your neighbors to improve public safety and the quality of life in Stapleton Houses.

Contact Leticia Lucero:
lucero@courtininnovation.org
(718) 839-5285



Scan to provide feedback on the winning project!



We Asked Tompkins Residents How To Invest \$30k

Thank you for coming out and for sharing what safety looks for you!

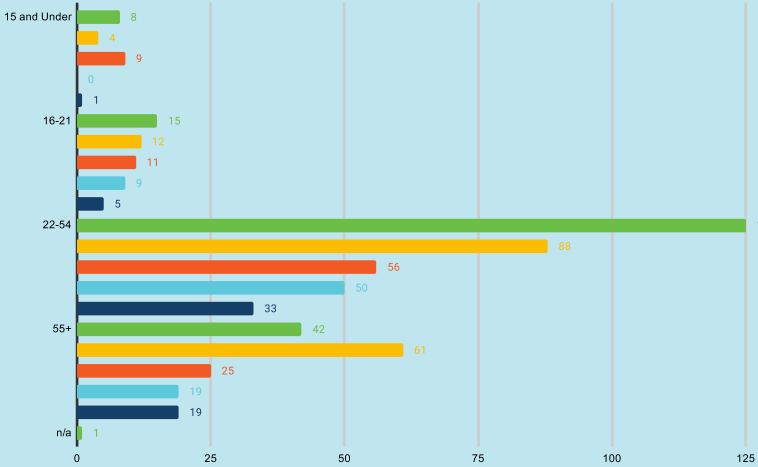
We heard **YOU** want Youth Designed Projects

This project will co-create programming by youth for youth. Possibilities may include: arts & entrepreneurship programs; mentorships that address trauma, healing circles, peer-to-peer support groups; life skills training from financial management to healthy relationships; and expanded networks to help youth access a wider range of opportunities.



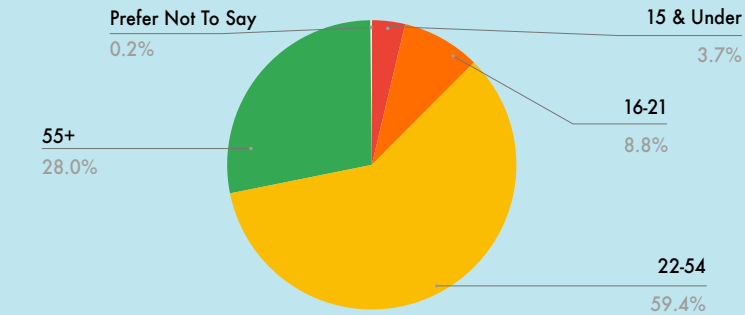
VOTING BREAKDOWN

Project Votes By Age Group

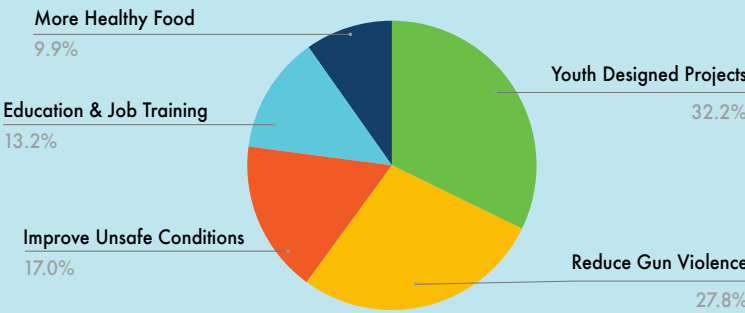


- Education & Job Training
- More Healthy Food
- Youth Designed Projects
- Improve Unsafe Conditions
- Reduce Gun Violence

Votes by Age



Votes Per Project



Votes By Building



LOCAL NSTAT ATTENDANCE & BALLOTS COLLECTED

Comparison Population Reached

Attendance

Ballot Collection

2019

71
(2% of Tompkins residents)

522
(18% of Tompkins residents)

2021

185
(7% of Tompkins residents)

593
(21% of Tompkins residents)

From 2019 to 2021 the attendance increased 161%


From 2019 to 2021 the participation increased 14%

JOIN THE NSTAT TEAM! Connect with your neighbors to improve public safety and the quality of life in Tompkins Houses.

Contact Kenesha Traynham-Cooper:
cooperk@courtinnovation.org
(929) 304-5000



Scan to provide feedback on the winning project!



We Asked Butler Residents How To Invest \$30k

Thank you for coming out and for sharing what safety looks for you!

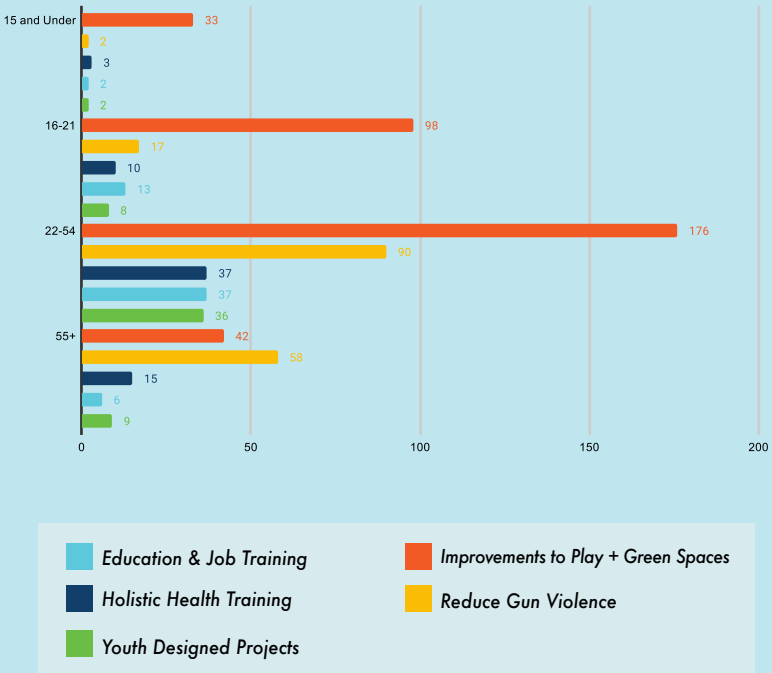
We heard **YOU** want Improvements to Play + Green Spaces

This project is an opportunity to renovate play & green spaces. Spaces will be co-designed with residents by hosting design workshops, identifying priority spaces, and creating stewardship groups. Upgrades could include vibrant murals that reflect the neighborhood, new benches, gardens, signage, skate ramps, fitness equipment, or more.

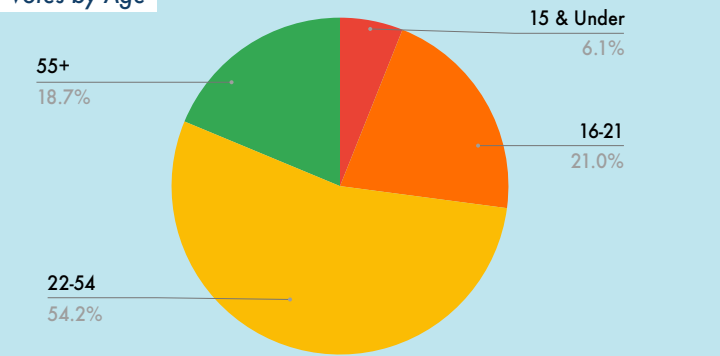


VOTING BREAKDOWN

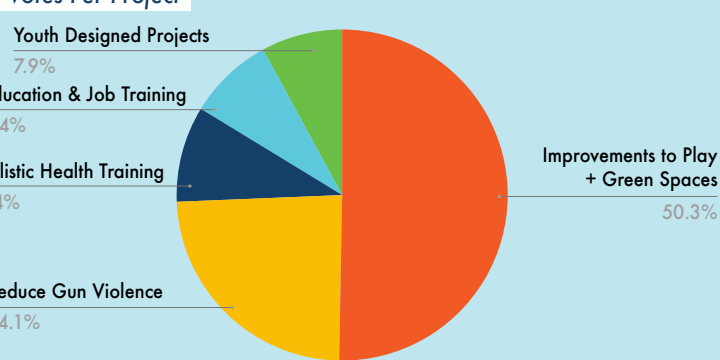
Project Votes By Age Group



Votes by Age



Votes Per Project




Votes By Building



LOCAL NSTAT ATTENDANCE & BALLOTS COLLECTED

Comparison Population Reached



From 2019 to 2021 the attendance increased 94%

From 2019 to 2021 the participation increased less than 1%

JOIN THE NSTAT TEAM!

JOIN THE NSTAT TEAM! Connect with your neighbors to improve public safety and the quality of life in Butler Houses.

Contact Javier Genao:
genaoj@courtinnovation.org
(646) 714-1790



Scan to provide feedback on the winning project!



We Asked Boulevard Residents How To Invest \$30k

Thank you for coming out and for sharing what safety looks for you!

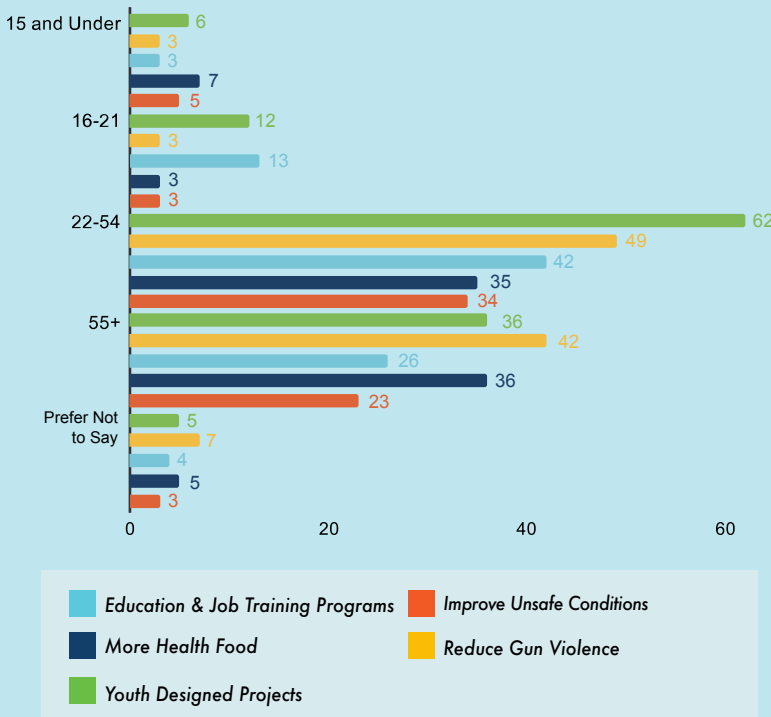
We heard YOU want Youth Designed Projects

This project will co-create programming by youth for youth. Possibilities may include: arts & entrepreneurship programs; mentorships that address trauma, healing circles, peer-to-peer support groups; life skills training from financial management to healthy relationships; and expanded networks to help youth access a wider range of opportunities.

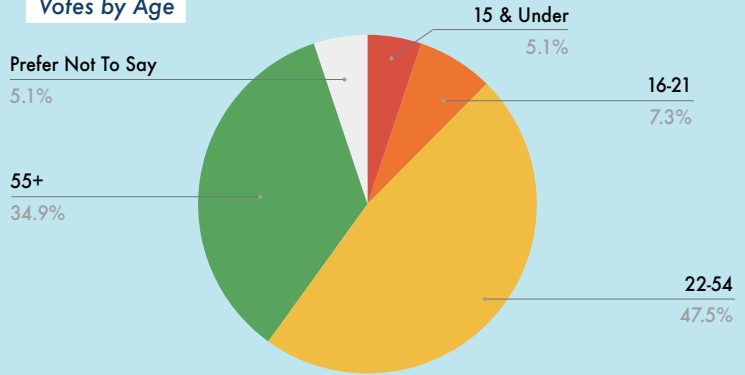


VOTING BREAKDOWN

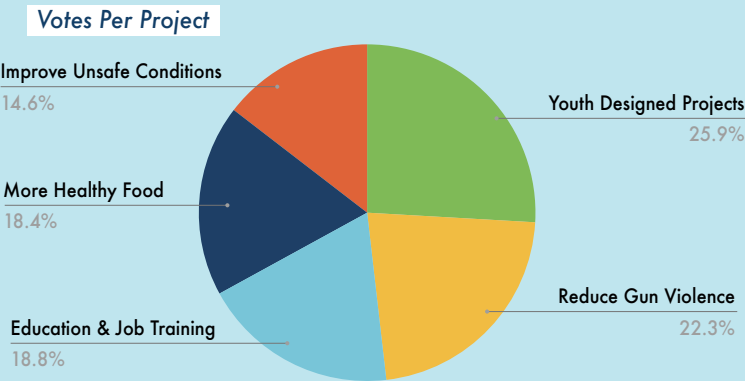
Project Votes By Age Group



Votes by Age



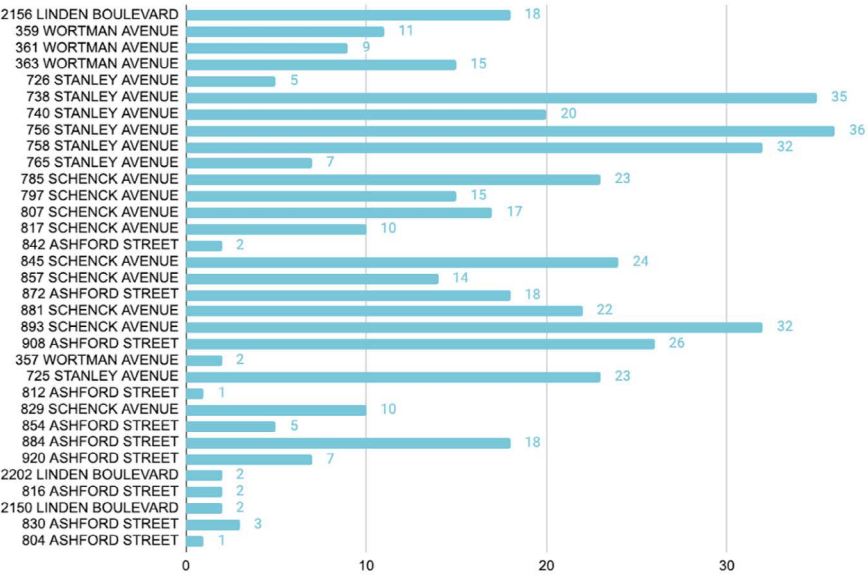
Votes Per Project



Votes By Building



BUILDING REACH



LOCAL NSTAT ATTENDANCE & BALLOTS COLLECTED

Comparison Population Reached

Attendance

Ballot Collection

2019

91

(3% of Boulevard residents)

426

(15% of Boulevard residents)

2021

160

(6% of Boulevard residents)

467

(16% of Boulevard residents)

From 2019 to 2021 the attendance increased 76%

From 2019 to 2021 the participation increased 10%


JOIN THE NSTAT TEAM!

JOIN THE NSTAT TEAM! Connect with your neighbors to improve public safety and the quality of life in Boulevard Houses.

Contact Kareem Whyte:
whytek@courtinnovation.org
(917) 940-9391



Scan to provide feedback on the winning project!



We Asked Ingersoll Residents How To Invest \$30k

Thank you for coming out and for sharing what safety looks for you!

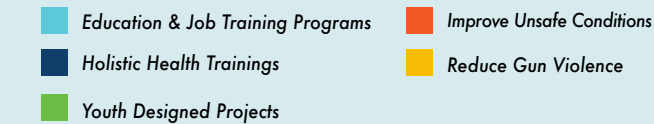
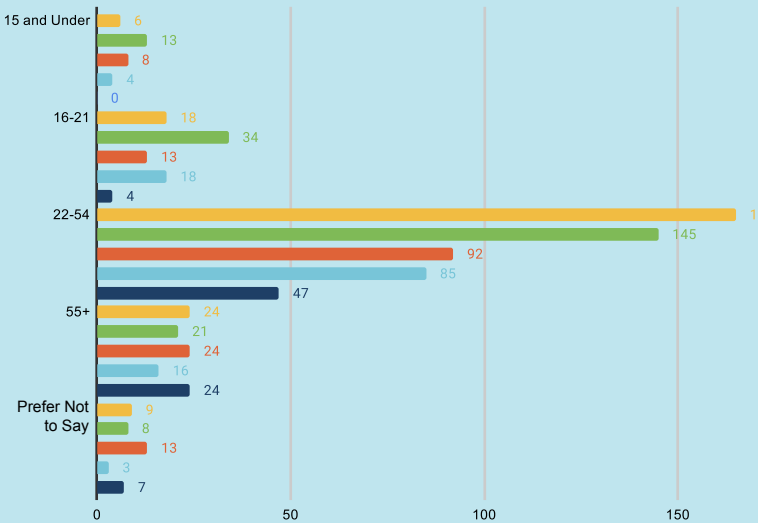
We heard **YOU** want Projects to Reduce Gun Violence

This project aims to increase community-based support to prevent and respond to gun violence by supporting mini-grants focused on community-led strategies; training on peacemaking practices and restorative justice; intergenerational healing events and providing access to therapeutic services.

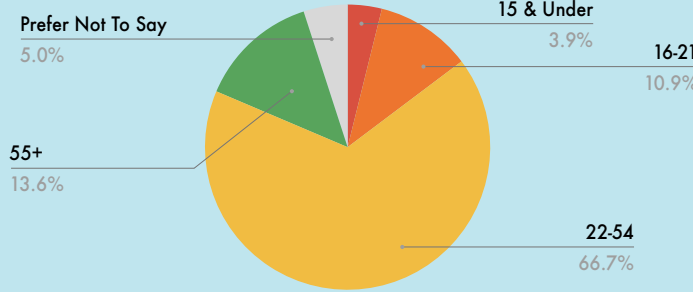


VOTING BREAKDOWN

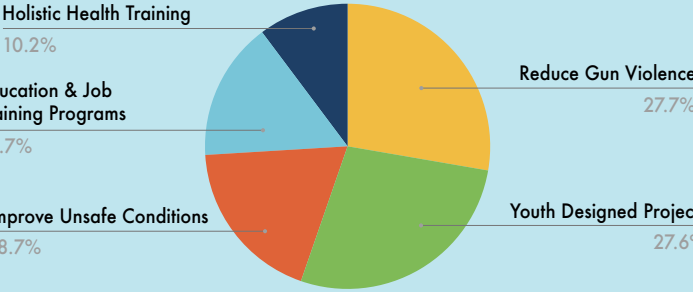
Project Votes By Age Group



Votes by Age



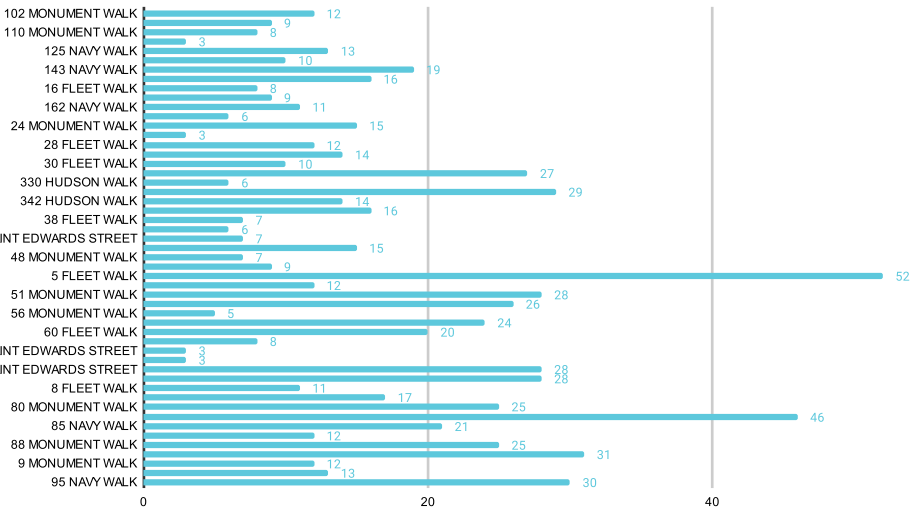
Votes Per Project



Votes By Building

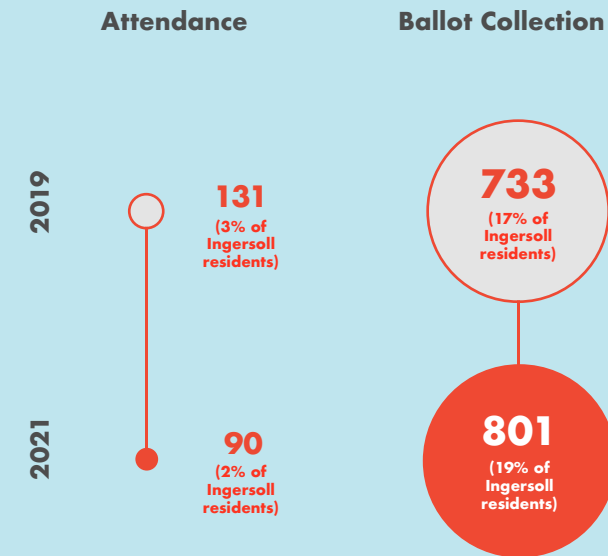


Count of Street address



LOCAL NSTAT ATTENDANCE & BALLOTS COLLECTED

Comparison Population Reached



From 2019 to 2021 the attendance decreased 31%

From 2019 to 2021 the participation increased 9%

JOIN THE NSTAT TEAM!

JOIN THE NSTAT TEAM! Connect with your neighbors to improve public safety and the quality of life in Ingersoll Houses.

Contact Kenesha Traynham-Cooper:
cooperk@courtinnovation.org
(929) 304-5000



Scan to provide feedback on the winning project!



We Asked Van Dyke Residents How To Invest \$30k

Thank you for coming out and for sharing what safety looks for you!

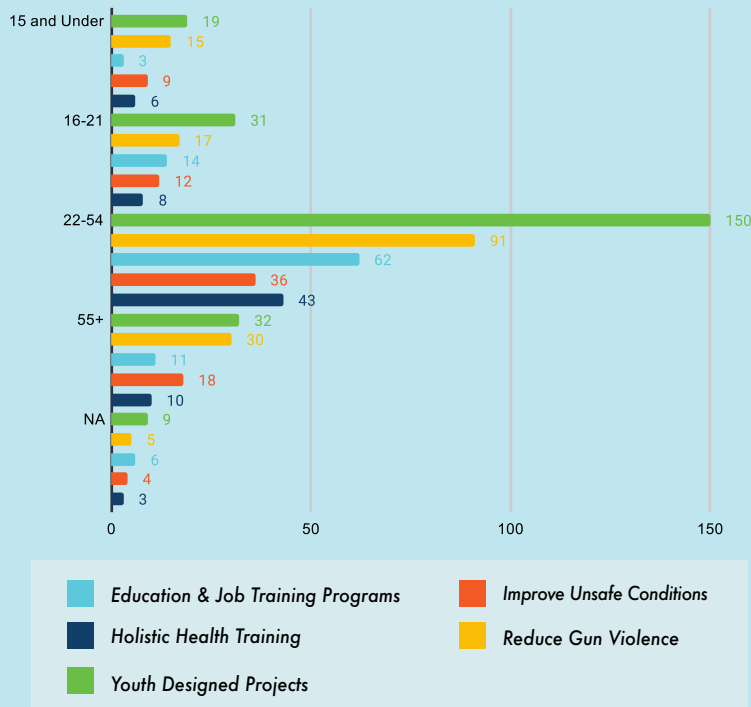
We heard **YOU** want Youth Designed Projects

This project will co-create programming by youth for youth. Possibilities may include: arts & entrepreneurship programs; mentorships that address trauma, healing circles, peer-to-peer support groups; life skills training from financial management to healthy relationships; and expanded networks to help youth access a wider range of opportunities.

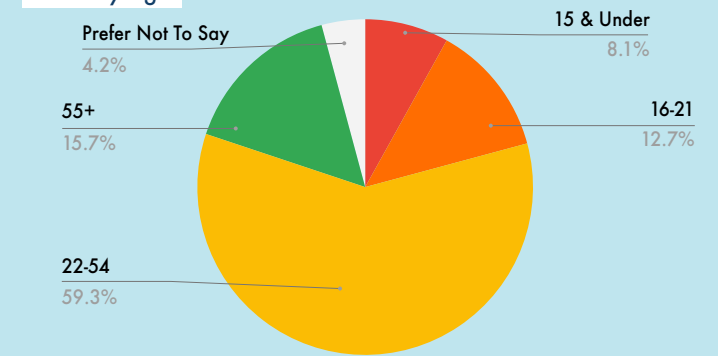


VOTING BREAKDOWN

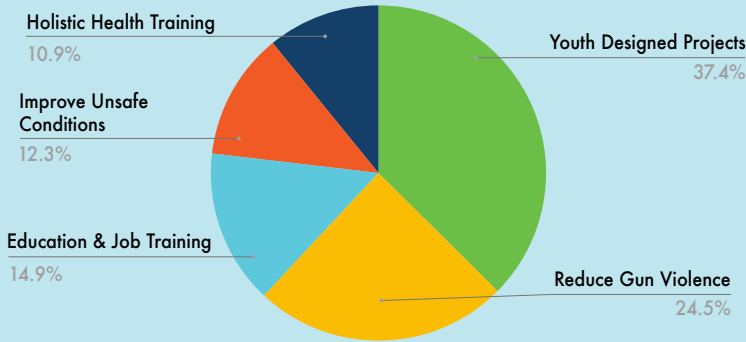
Project Votes By Age Group



Votes by Age



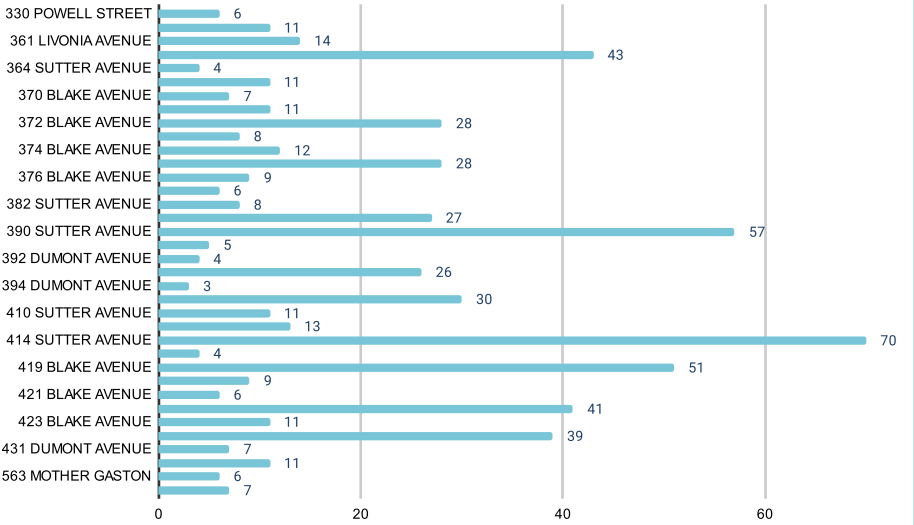
Votes Per Project



Votes By Building



Count of Street address



LOCAL NSTAT ATTENDANCE & BALLOTS COLLECTED

Comparison Population Reached

Attendance

Ballot Collection

2019

2021

112
(3% of Van Dyke residents)

72
(2% of Van Dyke residents)

672
(16% of Van Dyke residents)

644
(15% of Van Dyke residents)

From 2019 to 2021 the attendance decreased 36%

From 2019 to 2021 the participation decreased 4%

JOIN THE NSTAT TEAM!

JOIN THE NSTAT TEAM! Connect with your neighbors to improve public safety and the quality of life in Van Dyke Houses.

Contact Jamel Evans:
evansj@courttinnovation.org
(718) 974-2798



We Asked Polo Grounds Residents How To Invest \$30k

Thank you for coming out and for sharing what safety looks for you!

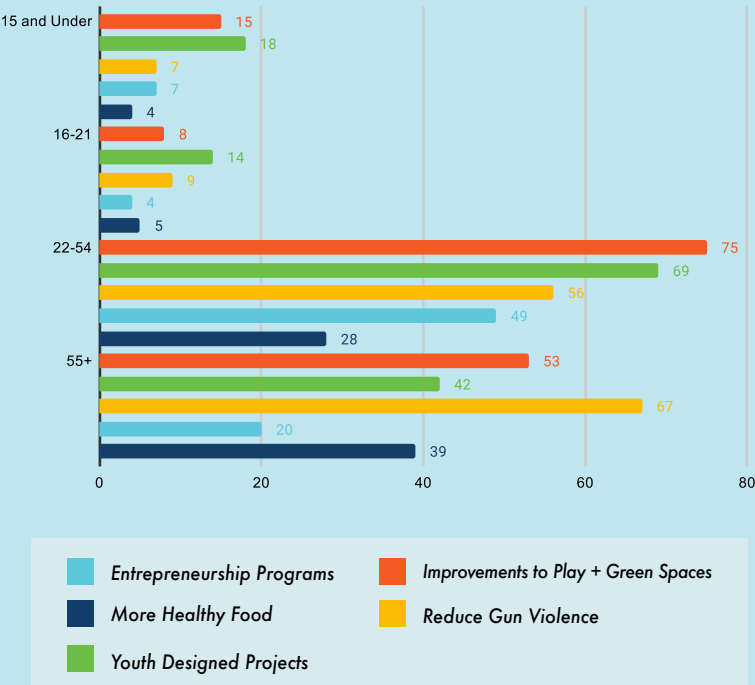
We heard **YOU** want Improvements to Play + Green Spaces

This project is an opportunity to renovate play & green spaces. Spaces will be co-designed with residents by hosting design workshops, identifying priority spaces, and creating stewardship groups. Upgrades could include vibrant murals that reflect the neighborhood, new benches, gardens, signage, skate ramps, fitness equipment, or more.

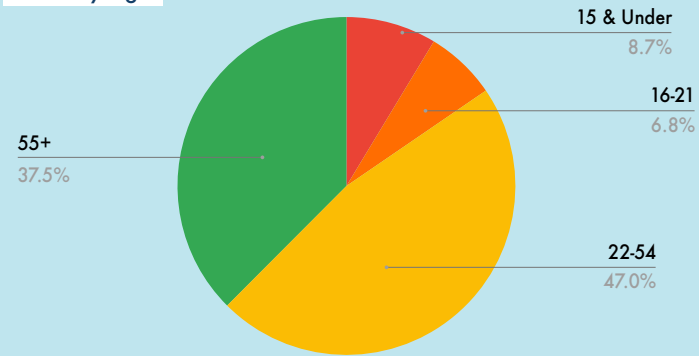


VOTING BREAKDOWN

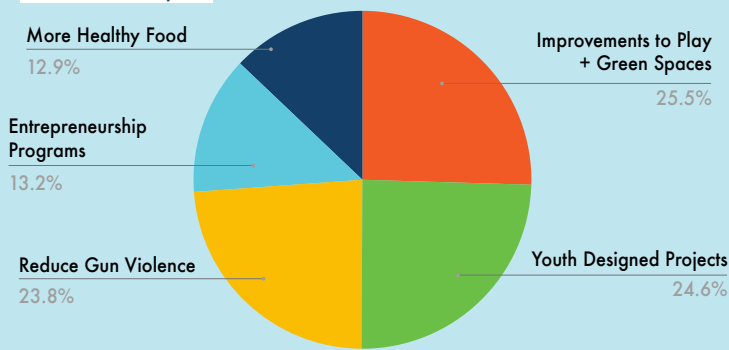
Project Votes By Age Group



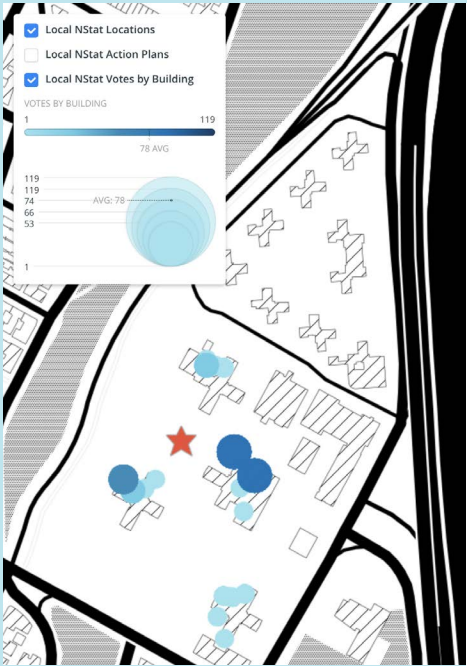
Votes by Age



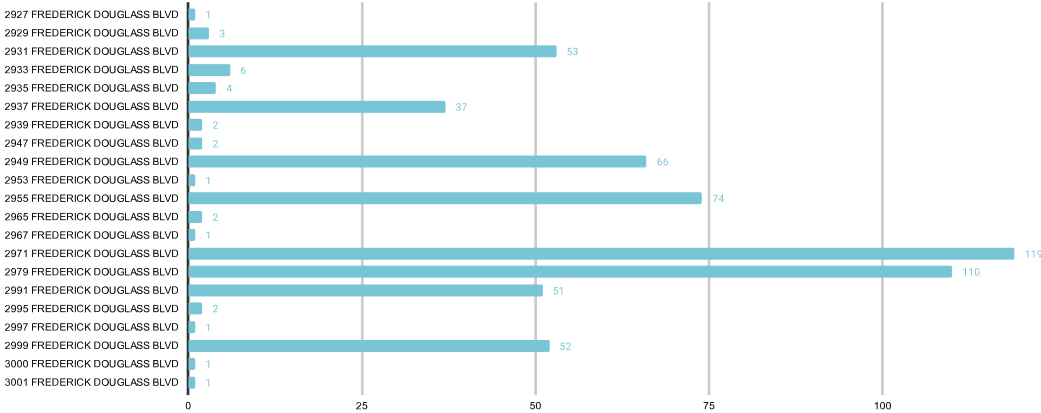
Votes Per Project



Votes By Building



Count of Street address



LOCAL NSTAT ATTENDANCE & BALLOTS COLLECTED

Comparison Population Reached

Attendance

Ballot Collection

2019

2021

102
(3% of Polo Grounds residents)

310
(8% of Polo Grounds residents)

555
(14% of Polo Grounds residents)

589
(15% of Polo Grounds residents)

From 2019 to 2021 the attendance increased 204%

From 2019 to 2021 the participation increased 6%


JOIN THE NSTAT TEAM!

JOIN THE NSTAT TEAM! Connect with your neighbors to improve public safety and the quality of life in Polo Grounds Towers.

Contact Deymis Baquero:
dbaquero@courtinnovation.org
(646) 812-3937



Scan to provide feedback on the winning project!



Neighborhood
STAT
Polo Grounds Towers

NYC
Office of
Neighborhood
Safety

Neighborhood
Safety
Initiatives



We Asked Queensbridge Residents How To Invest \$30k

Thank you for coming out and for sharing what safety looks for you!

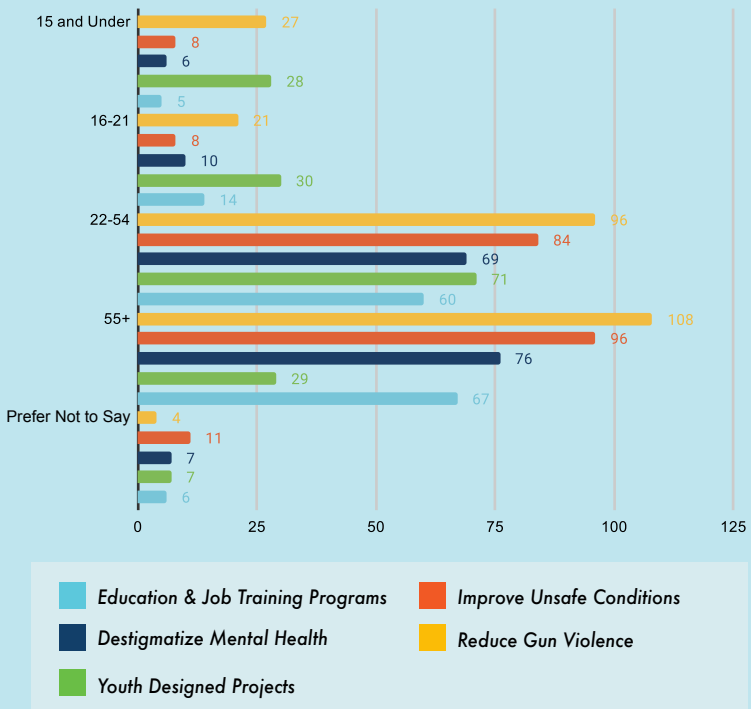
We heard **YOU** want Projects to Reduce Gun Violence

This project aims to increase community-based support to prevent and respond to gun violence by supporting mini-grants focused on community-led strategies; training on peacemaking practices and restorative justice; intergenerational healing events and providing access to therapeutic services.

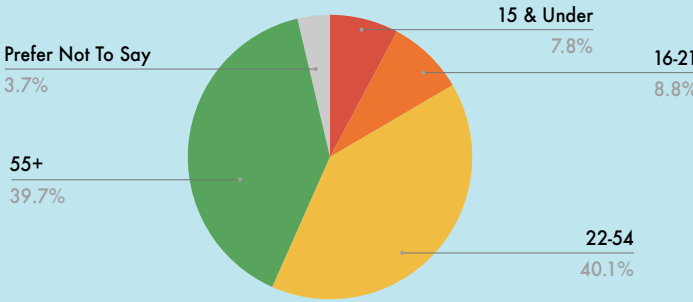


VOTING BREAKDOWN

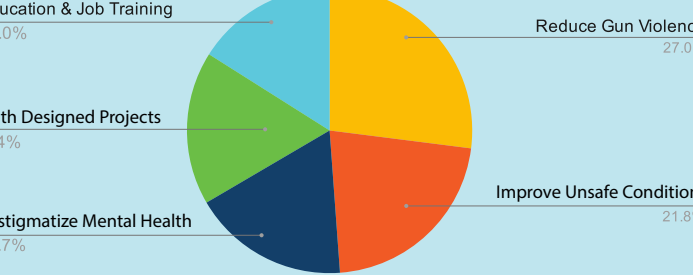
Project Votes By Age Group



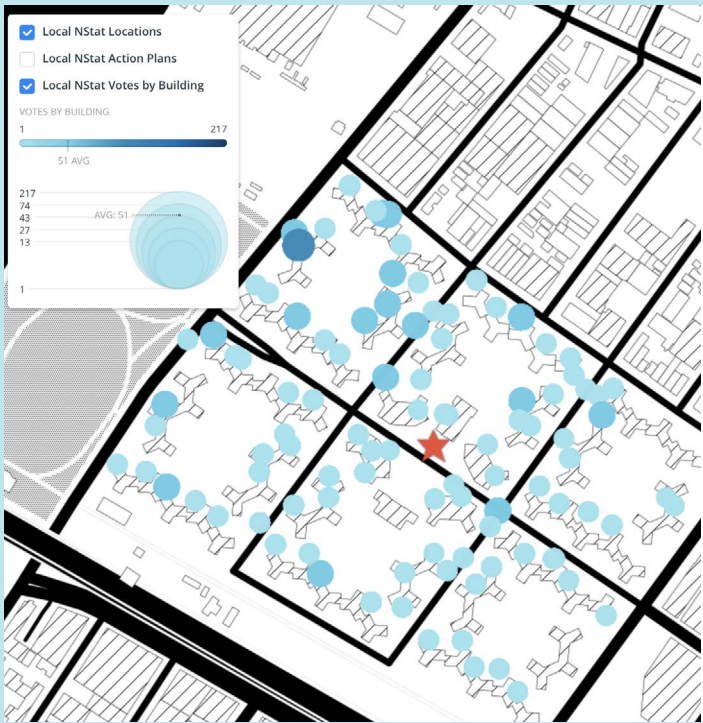
Votes by Age



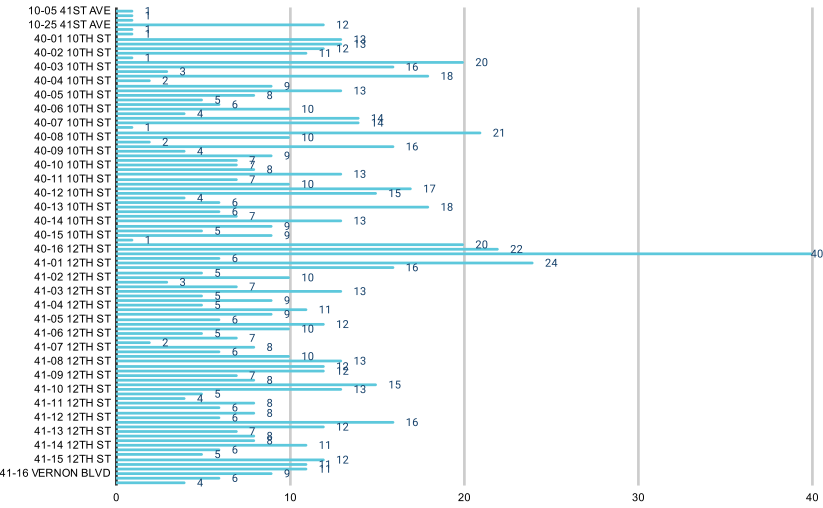
Votes Per Project



Votes By Building



Count of Street address



LOCAL NSTAT ATTENDANCE & BALLOTS COLLECTED

Comparison Population Reached

Attendance

Ballot Collection

2019



142
(2% of Queensbridge residents)



682
(10% of Queensbridge residents)

2021



304
(5% of Queensbridge residents)



949
(14% of Queensbridge residents)

From 2019 to 2021 the attendance increased 114%

From 2019 to 2021 the participation increased 39%

JOIN THE NSTAT TEAM!

JOIN THE NSTAT TEAM! Connect with your neighbors to improve public safety and the quality of life in Queensbridge Houses.

Contact Bob Madison:
bmadison@riissettlement.org
(917) 865-5325



Scan to provide feedback on the winning project!



We Asked Red Hook Residents How To Invest \$30k

Thank you for coming out and for sharing what safety looks for you!

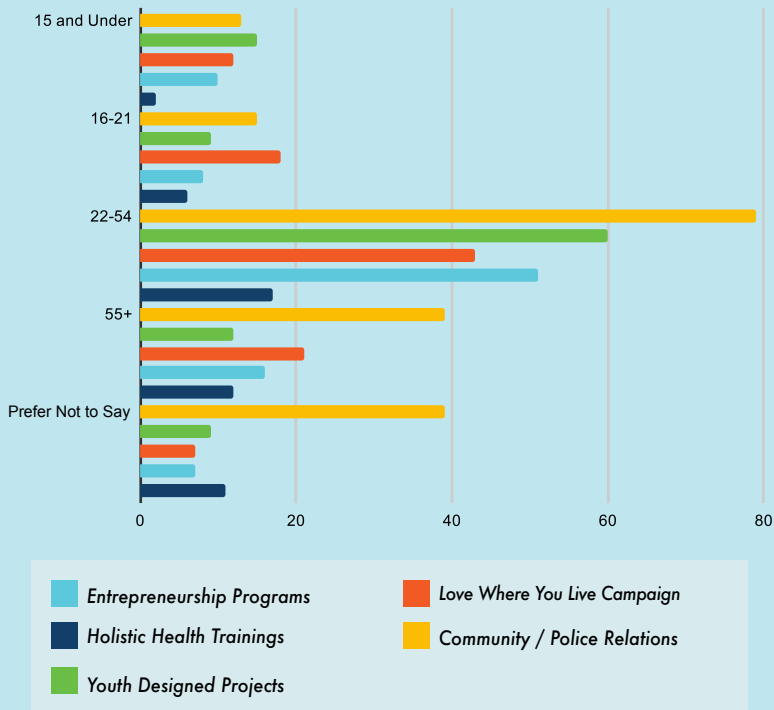
We heard **YOU** want to Improve Community/ Police Relations

This project seeks to improve interactions between law enforcement and community members through community/police mini-grants that focus on co-designing safety interventions; intergenerational healing events that build relationships between youths and older adults; and listening tours that invite police to learn from community leaders about their priorities.

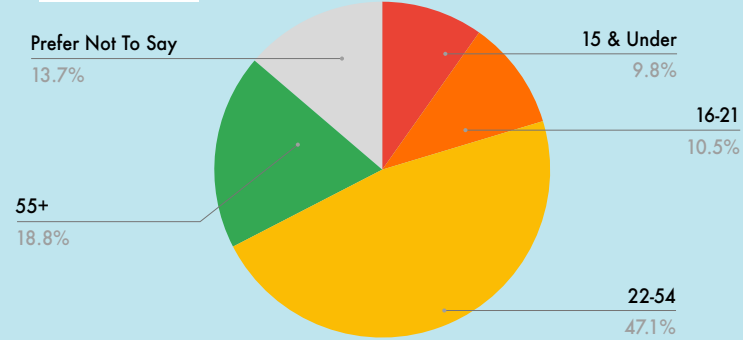


VOTING BREAKDOWN

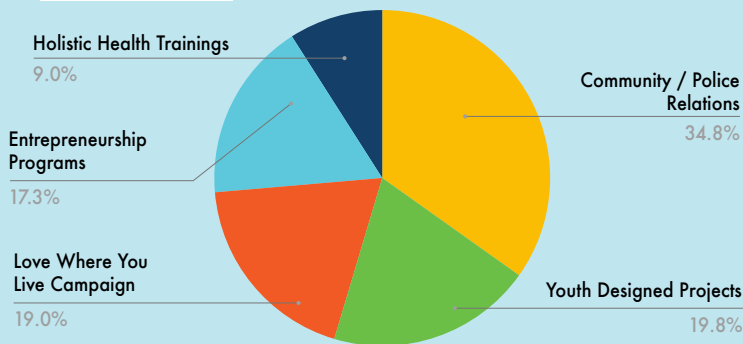
Project Votes By Age Group



Votes by Age



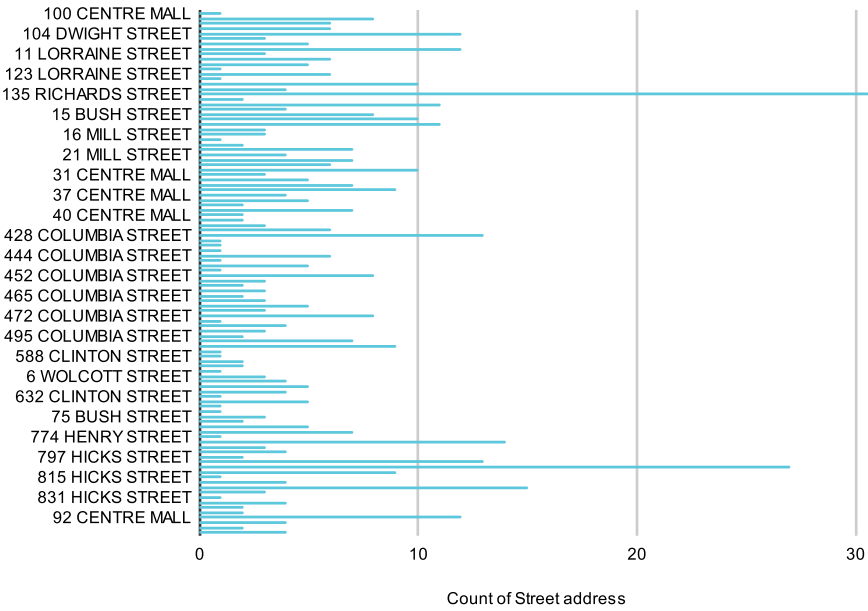
Votes Per Project



Votes By Building



Count of Street address



LOCAL NSTAT ATTENDANCE & BALLOTS COLLECTED

Comparison Population Reached

Attendance

Ballot Collection

2019

2021

32
(0.5% of Red Hook residents)

159
(3% of Red Hook residents)

636
(10% of Red Hook residents)

532
(8% of Red Hook residents)

From 2019 to 2021 the attendance increased 397%

From 2019 to 2021 the participation decreased 16%


JOIN THE NSTAT TEAM!

JOIN THE NSTAT TEAM! Connect with your neighbors to improve public safety and the quality of life in Red Hook Houses.

Contact Joshua Pacheco:
pacheco.j@nycourts.gov
(347) 722-0271



Scan to provide feedback on the winning project!



Neighborhood
STAT
Red Hook Houses

NYC
Office of
Neighborhood
Safety

Neighborhood
Safety
Initiatives



We Asked Brownsville Residents How To Invest \$30k

Thank you for coming out and for sharing what safety looks for you!


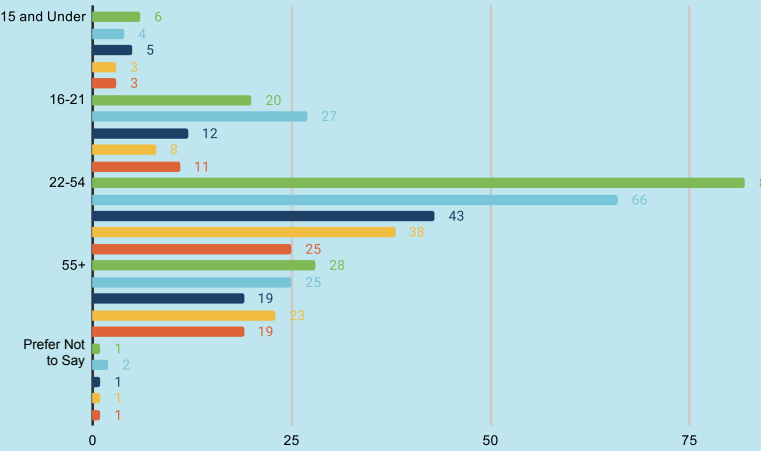
We heard YOU want Youth Designed Projects

This project will co-create programming by youth for youth. Possibilities may include: arts & entrepreneurship programs; mentorships that address trauma, healing circles, peer-to-peer support groups; life skills training from financial management to healthy relationships; and expanded networks to help youth access a wider range of opportunities.

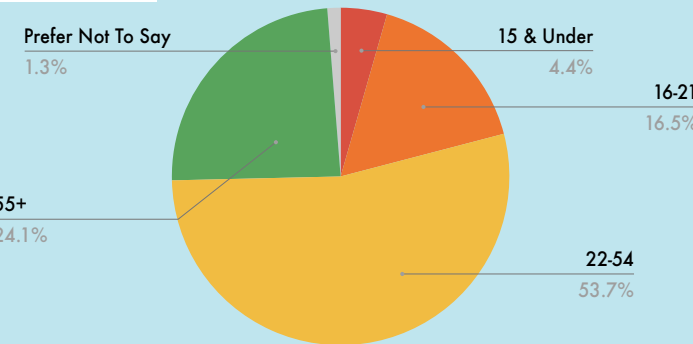


VOTING BREAKDOWN

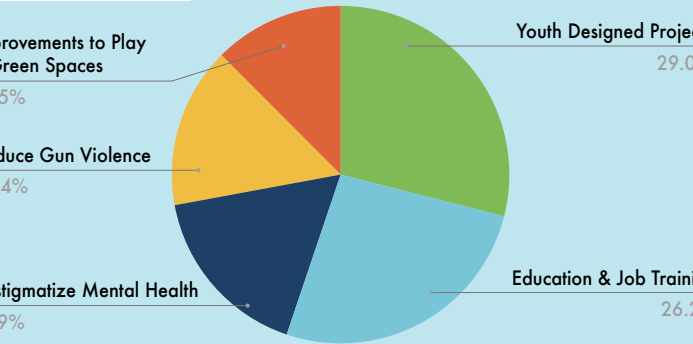
Project Votes By Age Group



Votes by Age



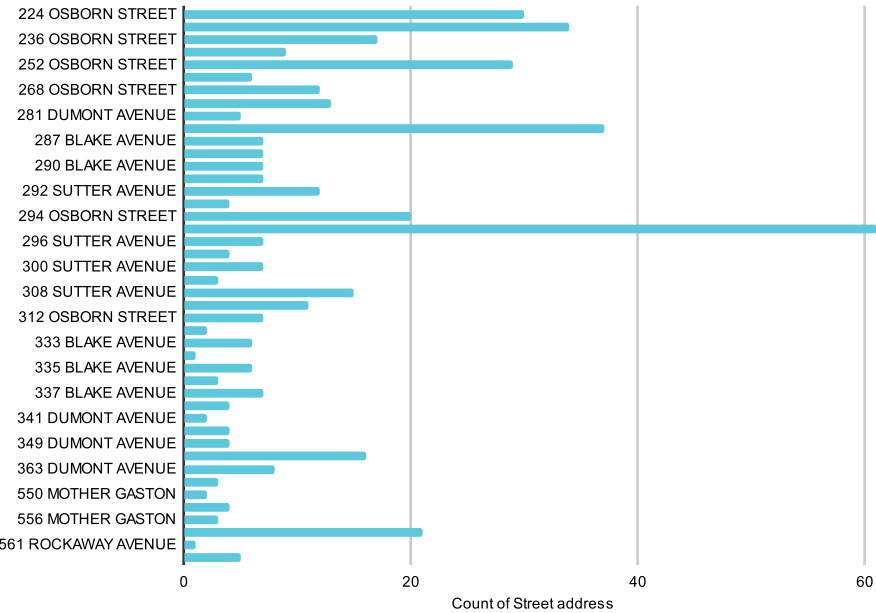
Votes Per Project



Votes By Building



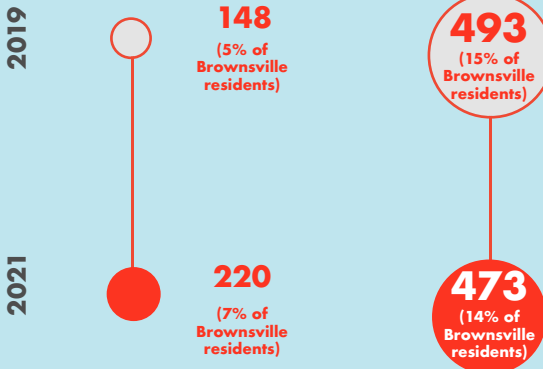
Count of Street address



LOCAL NSTAT ATTENDANCE & BALLOTS COLLECTED

Comparison Population Reached

Attendance Ballot Collection



From 2019 to 2021 the attendance increased 49%

From 2019 to 2021 the participation decreased 4%

JOIN THE NSTAT TEAM!

JOIN THE NSTAT TEAM! Connect with your neighbors to improve public safety and the quality of life in Brownsville Houses.

Contact Jamel Evans:
evansj@courtinnoation.org
(718) 974-2798



Scan to provide feedback on the winning project!



We Asked Patterson Residents How To Invest \$30k

Thank you for coming out and for sharing what safety looks for you!

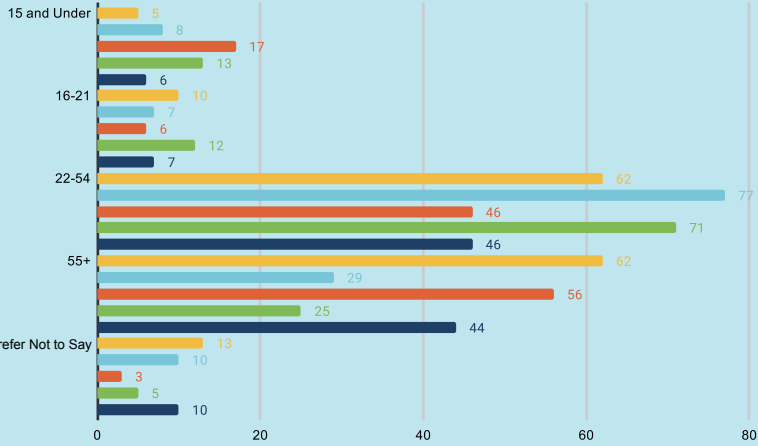
We heard **YOU** want to Improve Community/ Police Relations

This project seeks to improve interactions between law enforcement and community members through community/police mini-grants that focus on co-designing safety interventions; intergenerational healing events that build relationships between youths and older adults; and listening tours that invite police to learn from community leaders about their priorities.



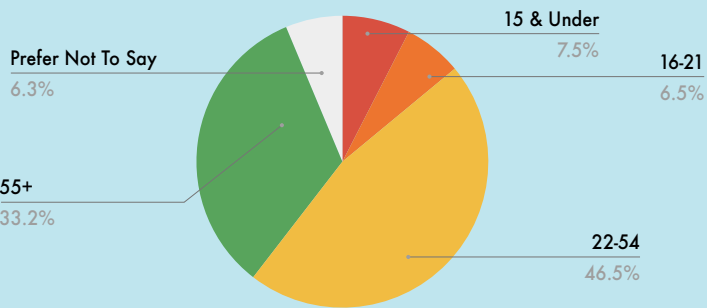
VOTING BREAKDOWN

Project Votes By Age Group

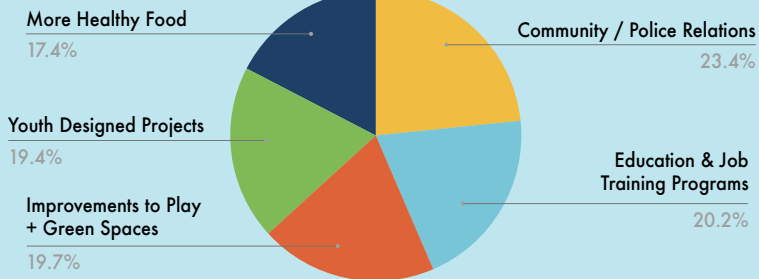


Education & Job Training Programs
More Healthy Food
Youth Designed Projects
Improvements to Play + Green Spaces
Community / Police Relations

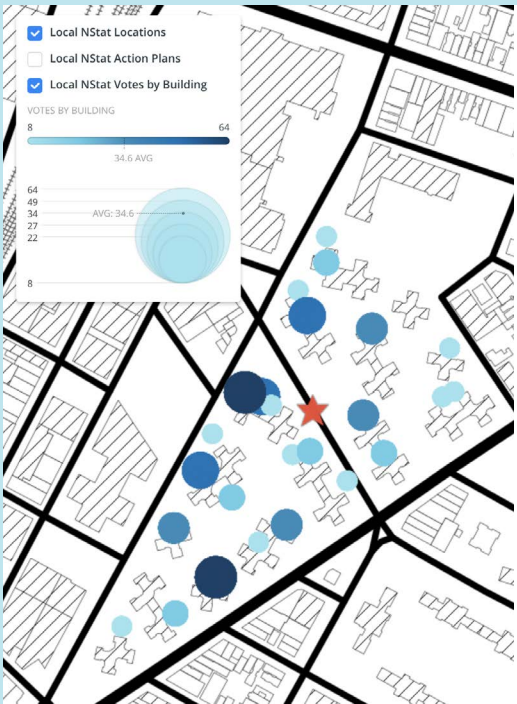
Votes by Age



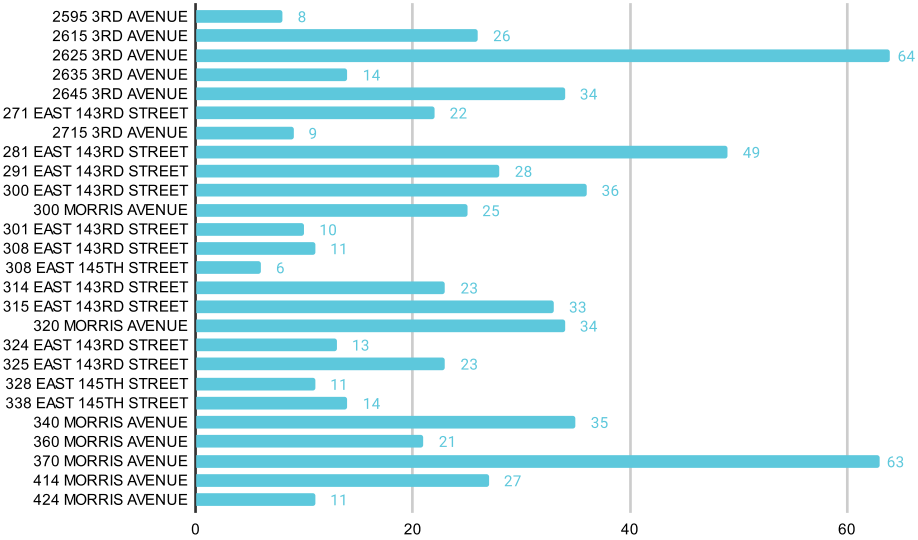
Votes Per Project



Votes By Building



Count of Street address



LOCAL NSTAT ATTENDANCE & BALLOTS COLLECTED

Comparison Population Reached

Attendance

Ballot Collection

2019

166
(4% of Patterson residents)

739
(17% of Patterson residents)

2021

316
(7% of Patterson residents)

650
(15% of Patterson residents)

From 2019 to 2021 the attendance increased 90%


From 2019 to 2021 the participation decreased 12%

JOIN THE NSTAT TEAM! Connect with your neighbors to improve public safety and the quality of life in Patterson Houses.

Contact Benny Calderon:
bcalderon@courtinnovation.org
(347) 205-3309



Scan to provide feedback on the winning project!



We Asked Saint Nicholas Residents How To Invest \$30k

Thank you for coming out and for sharing what safety looks for you!

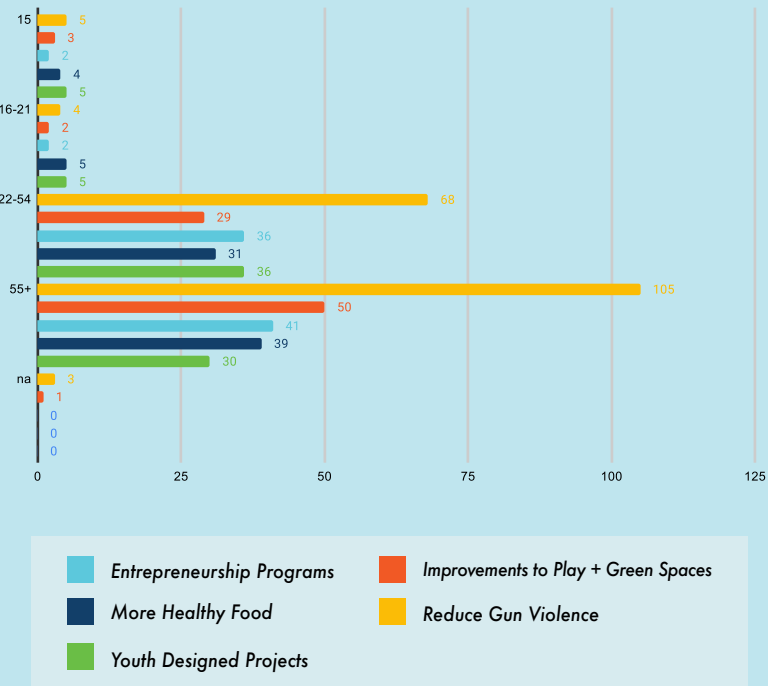
We heard **YOU** want Projects to Reduce Gun Violence

This project aims to increase community-based support to prevent and respond to gun violence by supporting mini-grants focused on community-led strategies; training on peacemaking practices and restorative justice; intergenerational healing events and providing access to therapeutic services.

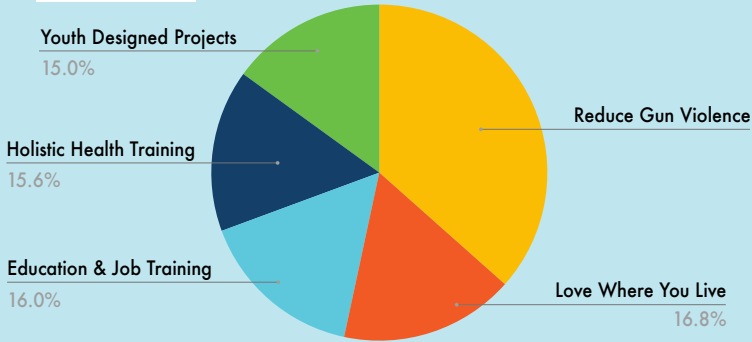


VOTING BREAKDOWN

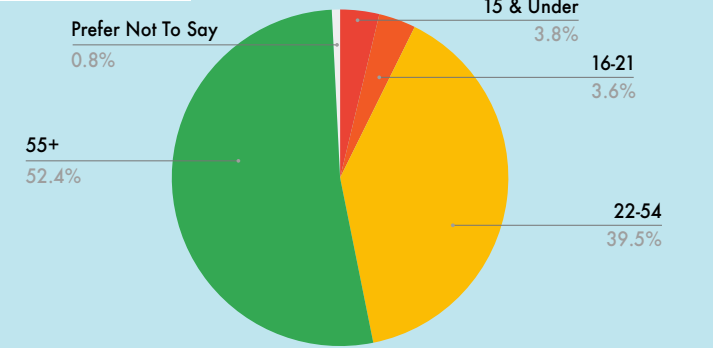
Project Votes By Age Group




Votes by Age



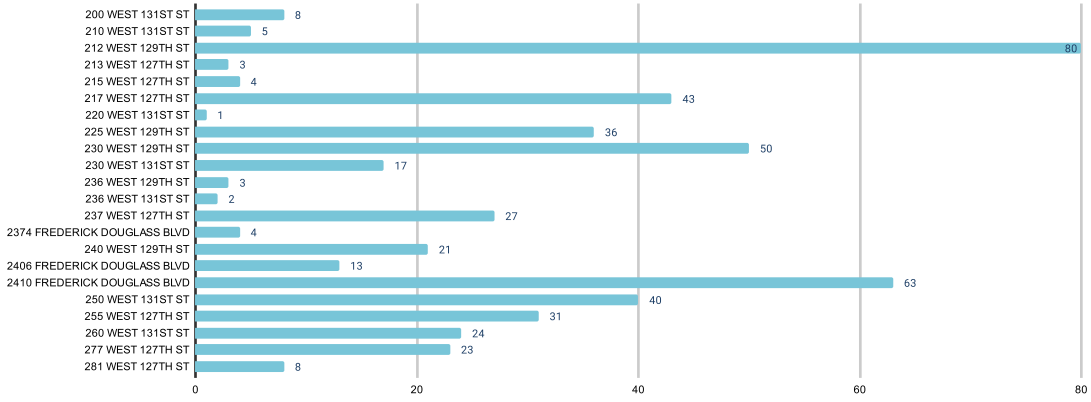
Votes Per Project



Votes By Building



Count of Street address



LOCAL NSTAT ATTENDANCE & BALLOTS COLLECTED

Comparison Population Reached

Attendance

Ballot Collection

2019

2021

58
(2% of Saint Nicholas residents)

289
(8% of Saint Nicholas residents)

532
(15% of Saint Nicholas residents)

506
(14% of Saint Nicholas residents)

From 2019 to 2021 the attendance increased 398%

From 2019 to 2021 the participation decreased 5%


JOIN THE NSTAT TEAM!

JOIN THE NSTAT TEAM! Connect with your neighbors to improve public safety and the quality of life in Saint Nicholas Houses.

Contact Deymis Baquero:
dbaquero@courtinnovation.org
(646) 812-3937



Scan to provide feedback on the winning project!



We Asked Bushwick Residents How To Invest \$30k

Thank you for coming out and for sharing what safety looks for you!

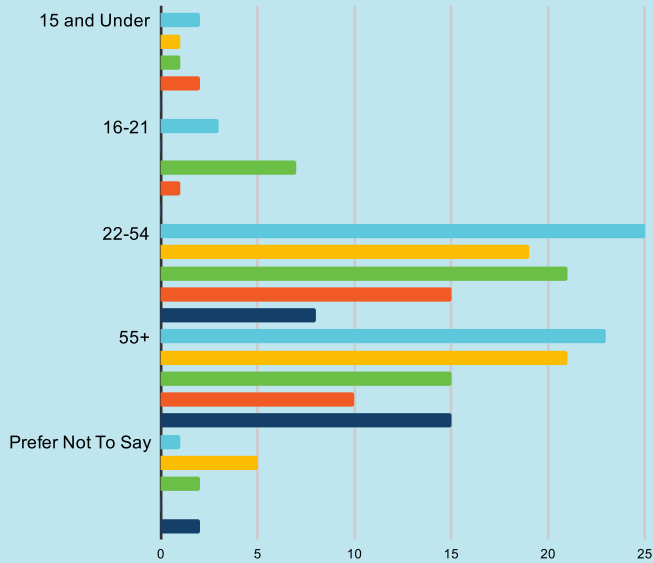
We heard **YOU** want a Job and Education Program

This project aims to connect education and job training to long-term, stable careers through on-site college fairs, youth mentorship, career coaching, subsidized apprenticeship programs, and events offering funding opportunities for education & entrepreneurial start-ups.



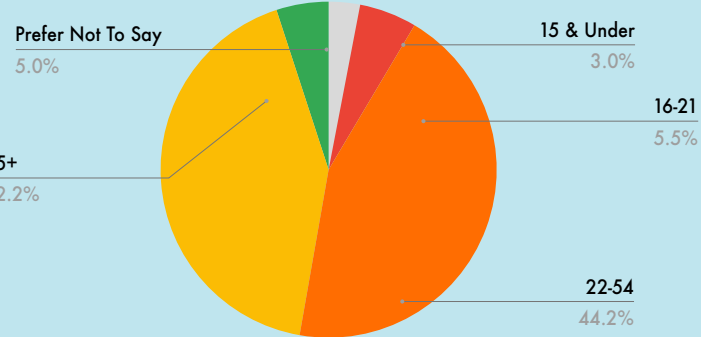
VOTING BREAKDOWN

Project Votes By Age Group

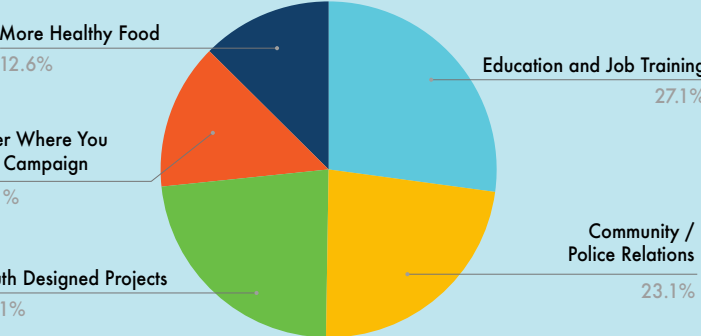


Education & Job Training Programs
More Healthy Food
Youth Designed Projects
Love Where You Live Campaign
Community / Police Relations

Votes by Age



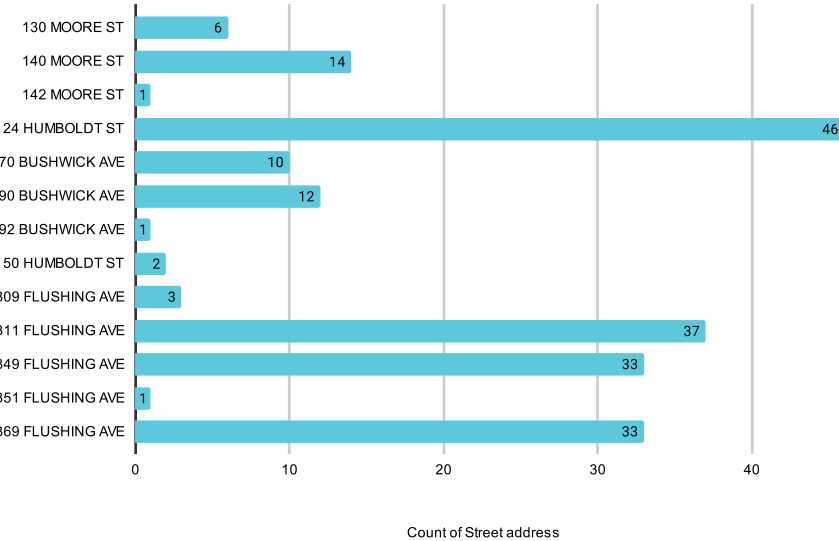
Votes Per Project



Votes By Building



Count of Street address



LOCAL NSTAT ATTENDANCE & BALLOTS COLLECTED

Comparison Population Reached

Attendance

Ballot Collection

2019

2021

82
(3% of Bushwick residents)

222
(8% of Bushwick residents)

585
(20% of Bushwick residents)

199
(7% of Bushwick residents)

From 2019 to 2021 the attendance increased 171%

From 2019 to 2021 the participation decreased 66%


JOIN THE NSTAT TEAM!

JOIN THE NSTAT TEAM! Connect with your neighbors to improve public safety and the quality of life in Bushwick Houses.

Contact Rudy Suggs:
rsuggs@lossures.org
(347) 640-9431



Scan to provide feedback on the winning project!



Neighborhood
STAT
Bushwick Houses

NYC
Office of Neighborhood
Safety

Neighborhood
Safety
Initiatives

lossures



CONTACT PAGE

LAYMAN LEE

Project Director,
Neighborhood Safety Initiative
(646) 641-7363
leela@courtinnovation.org

RAMON CABA

Deputy Project Director,
Neighborhood Safety Initiative
(917) 373-9155
cabar@courtinnovation.org

RENITA FRANCOIS

Executive Director,
Mayor's Action Plan for
Neighborhood Safety
(917) 847-2457
rfrancois@cityhall.nyc.gov

TAMARA GREENFIELD

Deputy Executive Director,
Mayor's Action Plan for
Neighborhood Safety
(917) 847-2457
TSingh2@cityhall.nyc.gov

TARA SINGH, MPH

Deputy Executive Director,
Mayor's Action Plan for
Neighborhood Safety
(917) 847-2457
TSingh2@cityhall.nyc.gov

